



# VIDEO-ASSISTED MOBILE LEARNING FOR WRITING COURSES

Susan Smith Nash, Ph.D.



tP



VIDEO-ASSISTED MOBILE LEARNING  
FOR WRITING COURSES

**Susan Smith Nash, Ph.D.**

***tP***

Texture Press

2016

*Video-Assisted Mobile Learning for Writing Courses*  
Copyright © 2016 Susan Smith Nash

Texture Press  
1108 Westbrooke Terrace  
Norman, OK 73072  
[www.texturepress.org](http://www.texturepress.org)

Executive Editor: Susan Smith Nash, Ph.D.  
Associate Editor: Valerie Fox, Ph.D.  
Publicity / Public Relations Manager: Arlene Ang

For ordering information,  
please visit the Texture Press website at  
[www.texturepress.org](http://www.texturepress.org)

ISBN-13: 978-0-692-68993-6  
ISBN-10: 0-692-68993-1

Book design by Arlene Ang

All rights reserved. No part of this publication may be reproduced, stored in a retrieval system, or transmitted in any form or by any means, electronic, mechanical, photocopying, recording, or otherwise without either the prior written permission of the publisher. This book may not be lent, hired out, resold or otherwise disposed of by way of trade in any form of binding or cover other than that in which it is published, without the prior consent of the publisher.



# CONTENTS

## **PART ONE: HEART JOURNAL**

- 15     [The Heart Journal = Discovery Writing](#)
  
- 16     [Chapter 1: Ways to Start](#)
  - 18         [The Heart Journal](#)
  - 19         [Purpose #1](#)
  - 20         [Purpose #2](#)
  - 21         [Dark Beginnings](#)
  - 22         [Keeping Many Books, Many Possibilities](#)
  - 23         [Maintaining a Log of Triggered Memories](#)
  - 24         [New Technologies & Encounters](#)
  
- 25     [Chapter 2: Relationships](#)
  - 27         [Insights](#)
  - 29         [Significant Others](#)
  - 31         [Memories](#)
  - 32         [Snapshots and Associated Emotions](#)
  - 34         [Family Members](#)
  
- 35     [Chapter 3: Triggered Emotions](#)
  - 37         [News #1](#)
  - 39         [News #2](#)
  - 41         [News #3](#)
  - 43         [News #4](#)
  - 44         [Daily Life](#)
  
- 45     [Chapter 4: Mosaics](#)
  - 47         [Life Is a Journey](#)
  - 49         [Listing Associations](#)
  - 50         [Mosaics](#)
  - 52         [In the Locked Boxes](#)
  - 53         [Screens](#)
  - 55         [Kitsch, Memorabilia, and the Artifacts of  
            Recollection](#)
  
- 56     [Chapter 5: Environment](#)
  - 58         [Places](#)

59	<a href="#"><u>Pop Architectures, and the Structure of Memory and Emotion</u></a>
60	<a href="#"><u>Sunsets</u></a>
61	<a href="#"><u>Weather Conditions: Triggering Memories</u></a>
62	<a href="#"><u>The Sound of One Dog Barking</u></a>
64	<a href="#"><u>Sound of Two Dogs Barking</u></a>

## **PART TWO: E-LEARNING**

69	<a href="#"><u>Chapter 1: E-Learning A-Z</u></a>
75	<a href="#"><u>From Face-to-Face to E-Learning and M-Learning: Doing it Quickly</u></a>
76	<a href="#"><u>A for Attitude</u></a>
77	<a href="#"><u>B for Bridges</u></a>
78	<a href="#"><u>C for Creativity</u></a>
79	<a href="#"><u>D for Digital Divide</u></a>
80	<a href="#"><u>E for Ethics</u></a>
81	<a href="#"><u>F for Field of Dreams</u></a>
82	<a href="#"><u>G for Goals and Goal-Setting</u></a>
83	<a href="#"><u>H for Hierarchies</u></a>
84	<a href="#"><u>I for Institutions</u></a>
85	<a href="#"><u>J for Journals and Journaling</u></a>
86	<a href="#"><u>K for Knowledge</u></a>
87	<a href="#"><u>L for Learning Styles</u></a>
88	<a href="#"><u>M for Mobile Learning</u></a>
89	<a href="#"><u>N for Networking</u></a>
90	<a href="#"><u>O for Online</u></a>
91	<a href="#"><u>P for Plagiarism</u></a>
92	<a href="#"><u>Q for Quality</u></a>
94	<a href="#"><u>R for Reality</u></a>
95	<a href="#"><u>S for Situated Learning</u></a>
96	<a href="#"><u>T for Task Analysis and Time Management</u></a>
97	<a href="#"><u>U for Universality</u></a>
98	<a href="#"><u>V for Video</u></a>
99	<a href="#"><u>W for Why or Why Not E-Learning</u></a>
100	<a href="#"><u>X for Xtreme Learning</u></a>
101	<a href="#"><u>Y for You/Yourself – E-Learning Allows You to Put Yourself First</u></a>
102	<a href="#"><u>Z for Zip (Zip and Optimize)</u></a>
103	<a href="#"><u>Web 2.0 and E-Learning</u></a>
104	<a href="#"><u>Viral Videos, Web 2.0, and Strategies for E-Learning</u></a>

105	<a href="#"><u>Chapter 2: Development-Centered Strategies</u></a>
108	<a href="#"><u>Formalizing “Learnings” Reports to Maximize Knowledge Transfer in Your Company or Organization</u></a>
109	<a href="#"><u>Templates for “Learnings”</u></a>
110	<a href="#"><u>Turn-Around Tactics: Education and Professional Development-Centered Strategy</u></a>
111	<a href="#"><u>E-Learning, Mobile Learning, and Student Engagement</u></a>
112	<a href="#"><u>Memoirs, Autobiography, Web 2.0, Writing Classes</u></a>
113	<a href="#"><u>Women May Self-Sabotage in E-Learning Programs</u></a>
114	<a href="#"><u>Merchants of Light #1</u></a>
115	<a href="#"><u>Merchants of Light #2</u></a>
116	<a href="#"><u>Merchants of Light #3</u></a>
117	<a href="#"><u>Low-Hanging Fruit: A Metaphor for Business Planning</u></a>
118	<a href="#"><u>Let's Talk About Self-Acceptance – and Goal-Setting</u></a>
119	<a href="#"><u>Conquer Your Fear! Give Yourself Permission To Be Creative and to Think in an Unfettered Way</u></a>
120	<a href="#"><u>Chapter 3: Trends &amp; Technologies</u></a>
122	<a href="#"><u>E-Learning Online Conference</u></a>
123	<a href="#"><u>Mobile Learning: Any Time Any Place</u></a>
124	<a href="#"><u>E-Learning, iPods, M-Learning, E-Learners</u></a>
125	<a href="#"><u>E-Learning Trends, LMS, Open Source, E-Learners</u></a>
126	<a href="#"><u>Importance of Online Web Conference on E-Learning</u></a>
127	<a href="#"><u>New Directions, New Technologies in E-Learning and M-Learning</u></a>
128	<a href="#"><u>Chapter 4: Online Communities</u></a>
129	<a href="#"><u>Using Blogs in Writing Courses: A Mashup Approach</u></a>
131	<a href="#"><u>Learning Communities in Mobile Learning</u></a>
132	<a href="#"><u>Training and Sports Performance Using Mobile Learning Techniques</u></a>
133	<a href="#"><u>Mobile Learning Developments: Implications for Instruction</u></a>
134	<a href="#"><u>Best Ways to Use Web 2.0 Integrated Apps in E-Learning</u></a>

## **PART THREE: WRITING TIPS**

- 137 [Chapter 1: Grammar To Go](#)
- 139 [Parallelism](#)
- 140 [Misplaced Modifiers](#)
- 141 [Easily-Confused Words](#)
- 142 [Subjunctive: Using Proper Verb Constructions](#)
- 143 [Grammar Makes a Difference](#)
- 144 [Sentence Structure](#)
- 145 [Modifier Errors](#)
- 146 [Chapter 2: Tips for Writing Research Papers and Essays](#)
- 147 [Taking a Position Essay](#)
- 149 [Writing Compare-Contrast](#)
- 150 [Narrative/Exemplification Essays](#)
- 151 [Using Evidence to Make Your Paper Persuasive](#)
- 152 [Crafting a Good Conclusion](#)
- 153 [Research Papers: When Your Sources Are  
Problematic](#)
- 154 [Evidence in Essays](#)
- 155 [Authority](#)
- 156 [Lit Reviews and Research Papers: Don't Forget  
the Annotated Bibliography](#)
- 157 [Chapter 3: Composition Strategies](#)
- 159 [Writing and Putting Things in Logical Order](#)
- 160 [The Process Essay](#)
- 161 [Comparison-Contrast Essay](#)
- 162 [Incorporating History/Context in Your Papers](#)
- 163 [Writing for First-Year Composition:  
Audience Analysis](#)
- 164 [Persuasion](#)
- 165 [Evidence](#)
- 166 [Writing an Effective Essay](#)
- 167 [Telling a Story](#)
- 168 [English Composition](#)
- 169 [Chapter 4: The Planning Process](#)
- 171 [Thesis Statements](#)
- 172 [Process Essay: Composition Tips](#)
- 173 [Effective Thesis Statement: First-Year Composition](#)
- 174 [Writing Process: Brainstorming – Go for the Flow...](#)
- 175 [Pit Bull Brainstorming](#)

176	<a href="#"><u>Planning Your Research Paper</u></a>
177	<a href="#"><u>Chapter 5: Technical Writing</u></a>
179	<a href="#"><u>Effective Writing: Strategies and Insights</u></a>
180	<a href="#"><u>Constructing an Effective Annotated Bibliography: Virginia Tech Example</u></a>
181	<a href="#"><u>Technical Writing Insights</u></a>
182	<a href="#"><u>Rainy Tulsa Tech Talk</u></a>
183	<a href="#"><u>Technical Writing Tips</u></a>
184	<a href="#"><u>Keys for Technical Writing</u></a>
185	<a href="#"><u>Annotated Bibliography: Makes Sure It Is a Foundational Piece for Your Lit Review</u></a>
186	<a href="#"><u>Rio de Janeiro and Writing Strategies</u></a>
187	<a href="#"><u>Chapter 6: Revision</u></a>
190	<a href="#"><u>Reasons for Grammar Reviews</u></a>
191	<a href="#"><u>Revision Process: Sentences</u></a>
192	<a href="#"><u>Peer Review</u></a>
193	<a href="#"><u>Sentences - 1A</u></a>
194	<a href="#"><u>Sentences - 2</u></a>
195	<a href="#"><u>Sentences - 3</u></a>
196	<a href="#"><u>Sentences - 4</u></a>
197	<a href="#"><u>Sentences - 5</u></a>
198	<a href="#"><u>Comp Revision Strategies #1</u></a>
199	<a href="#"><u>Comp Revision Strategies #2</u></a>
200	<a href="#"><u>Revising Your Papers</u></a>
201	<a href="#"><u>Revision Process</u></a>
202	<a href="#"><u>Chapter 7: Writing Exercises</u></a>
204	<a href="#"><u>Definition Essay</u></a>
205	<a href="#"><u>Cause #1</u></a>
206	<a href="#"><u>Seated</u></a>
207	<a href="#"><u>Wheelbarrow</u></a>
208	<a href="#"><u>Tennis: Description Paragraph</u></a>
209	<a href="#"><u>Tennis #1</u></a>
210	<a href="#"><u>Tennis #2</u></a>
211	<a href="#"><u>Compare-Contrast Wheelbarrows</u></a>
212	<a href="#"><u>Chapter 8: “Bestrangement” in Everyday Life: Looking at the World in a New Way</u></a>
215	<a href="#"><u>Authenticity in the Writing Process and Communication</u></a>

216	<a href="#"><u>Architecture &amp; Traffic: Describing the City and Your Life</u></a>
217	<a href="#"><u>Writing Vivid Descriptions</u></a>
218	<a href="#"><u>Purpose of Writing: Learning How Your Own Mind Perceives the World</u></a>
219	<a href="#"><u>Writing Tranquility Part 1</u></a>
220	<a href="#"><u>Writing Tranquility Part 2</u></a>
221	<a href="#"><u>Writing Thoughts</u></a>
222	<a href="#"><u>Bestrangement</u></a>
223	<a href="#"><u>Shadygrove</u></a>
224	<a href="#"><u>Birdhouse</u></a>
225	<a href="#"><u>Writing, Memoirs, and the Development of Empathy</u></a>
226	<a href="#"><u>Chapter 9: Fodder for Journaling: Stop and Express Yourself!</u></a>
229	<a href="#"><u>Vivid Descriptions</u></a>
230	<a href="#"><u>The Right Word Is Just the Right Thing</u></a>
231	<a href="#"><u>Three Things That Matter in Writing</u></a>
232	<a href="#"><u>What's the Purpose of Writing Memoirs and Autobiographies?</u></a>
233	<a href="#"><u>Writing Strategies</u></a>
234	<a href="#"><u>Social Media and English Composition</u></a>
235	<a href="#"><u>Rio de Janeiro and Vivid Descriptions</u></a>
236	<a href="#"><u>Rio de Janeiro and Writing About Travel</u></a>
237	<a href="#"><u>Writing from Rio de Janeiro</u></a>
238	<a href="#"><u>Writing and Invention: Be Bold</u></a>
239	<a href="#"><u>Writing About Leaving Home</u></a>
240	<a href="#"><u>Walkway</u></a>
241	<a href="#"><u>American Dream</u></a>
242	<a href="#"><u>Chapter 10: Your Writing Class</u></a>
244	<a href="#"><u>Writing Class Welcome</u></a>
245	<a href="#"><u>Your Book and Your Writing Class</u></a>
246	<a href="#"><u>Your Writing Textbook – Worth Its Weight in Gold!</u></a>
247	<a href="#"><u>Audience, Arguments, Counter-Arguments: Writing Courses</u></a>
248	<a href="#"><u>Writing – May 4-5</u></a>
249	<a href="#"><u>Writing: Making Meaning with Text, Signs, Semiotics</u></a>
250	<a href="#"><u>Learning To Like Writing Courses</u></a>
251	<a href="#"><u>Peer Review: First-Year Composition</u></a>
252	<a href="#"><u>Writing Course: Process Essay Tips</u></a>

**PART FOUR: YOUR VIDEOS ON TRAVEL, HISTORY, NATURE,  
AND CULTURE: A TREASURE TROVE OF  
REFLECTIONABLE KNOWLEDGE**

- 255 [Introduction](#)  
257 [Videos on Travel, History, Nature, and Culture](#)  
259 [Juxtapositions in Guanajuato, Mexico](#)  
260 [Writing about Nature in Lo de Marcos, Mexico](#)  
261 [Guanajuato, Glorious Historical Gem](#)  
262 [Giant Pterodactyl Egg? Dinosaur Hatchlings?](#)  
263 [Rubén Darío and New Perspectives](#)  
265 [Simon Bolívar and José Martí](#)  
267 [Banana Plantation in Sayulita, Nayarit, Mexico](#)  
268 [San Pancho, Nayarit, Mexico](#)  
269 [Narratives: Guadalajara, Mexico](#)  
270 [Fountains: Guadalajara, Mexico](#)

**PART FIVE: THOUGHTS ON GREAT WRITERS –  
THEMES, WORKS, CHANGING PERSPECTIVES**

- 273 [Thoughts on Great Writers](#)  
276 [Sylvia Plath \(1932–1963\) at Yaddo](#)  
277 [Sylvia Plath: Four Years Before Her Suicide](#)  
279 [On Sylvia Plath's \*The Bell Jar\*](#)  
280 [Edgar Allan Poe \(1809–1849\)](#)  
281 [Walt Whitman](#)  
282 [Gabriel Garcia Marquez \(1928–\)](#)  
283 [Ralph Waldo Emerson](#)  
284 [Ralph Waldo Emerson & the Transcendentalists](#)  
285 [Emily Dickinson](#)  
286 [Wilkie Collins: \*The Woman in White\*](#)  
287 [Shakespeare: \*Othello\*](#)

**ABOUT THE AUTHOR**





PART 1:  
HEART JOURNAL

<http://beyondutopia.net/heartjournal/>



## THE HEART JOURNAL = DISCOVERY WRITING

We have become disconnected from our own processes, and we often need a tool to help us uncover relationships, beliefs, and core feelings that we may have lost over the years. For example, our first response to an action or something in the world around us may seem oddly out of sync with what we might have expected. We may react by feeling confusion, sadness, or anger – or nothing at all – and then, upon closer reflection, find that what happened was more or less a “triggering” emotion – and that we can continue the exploration and truly learn about ourselves. The Heart Journal contains many different scenarios, tactics, and strategies for being able to generate the stream/concatenation of thoughts and ideas.

The Heart Journal consists of brief video snippets which have been designed to suggest ways for you to journal and to build a repository of reflective, exploratory writing which will help you discover things about your own ways of thinking. The writing you produce (and any video responses) could also be shared with family members to encourage them to put together their own heart journals.




Please note that the videos in the Heart Journal are spontaneous and of variable quality by design. It has been my experience that over-scripting and over-editing extinguish the creative impulse quite quickly. The key is to jot out thoughts and ideas as quickly as they are triggered, and work to maintain a stream of consciousness approach – especially in the preliminary invention phases of the writing project.





As you can see, the Heart Journal is envisioned as an invention tool, but at the same time, is very useful in triggering thoughts, insights, and emotions at all stages of the writing process.

# CHAPTER 1: WAYS TO START

First of all, it is important to find a journal that reminds you of your heart, your feelings, your emotions. Get something that you can keep with you every day, where you can log emotions, events and assignments.

In learning to process emotions, we must explore what is going on with ourselves by connecting things with emotions and what triggers the emotions.

Ways to Start	Watch on YouTube	Bullet Points
<p><b>Heart Journal #1</b>  <a href="http://youtu.be/R-9J_XQjLMo">http://youtu.be/R-9J_XQjLMo</a></p>		<p>places you've been, meaningful places, places you haven't been, but give you an emotional response, associations</p>
<p><b>Purpose #1</b>  <a href="http://youtu.be/N55FH_6HX-8">http://youtu.be/N55FH_6HX-8</a></p>		<p>connecting initial emotions to articles, initial emotional response; contemplate for 30 min, 3 columns, delayed response</p>
<p><b>Purpose #2</b>  <a href="http://youtu.be/kJg0wjkGrQc">http://youtu.be/kJg0wjkGrQc</a></p>		<p>triggering emotions, controlling behavior, cognitive awareness, learning through writing</p>

<b>Ways to Start</b>	<b>Watch on YouTube</b>	<b>Bullet Points</b>
<p><b>Dark Beginnings</b>  <a href="http://youtu.be/UZbecOUMqxc">http://youtu.be/UZbecOUMqxc</a></p>		<p>keeping a heart journal, creative writing, memories, journals, mapping daily life, triggering emotions</p>
<p><b>Keeping Many books, Many Possibilities</b>  <a href="http://youtu.be/x-6-jbMPJTg">http://youtu.be/x-6-jbMPJTg</a></p>		<p>one or two journals, sometimes one isn't enough, have specifics</p>
<p><b>Maintaining a Log of Triggered Memories</b>  <a href="http://youtu.be/KjF0P5XHxo0">http://youtu.be/KjF0P5XHxo0</a></p>		<p>letting emotions flow, connecting the memories to the emotions</p>
<p><b>New Technologies &amp; Encounters</b>  <a href="http://youtu.be/HJPRn3s1Rtk">http://youtu.be/HJPRn3s1Rtk</a></p>		<p>encounters and communications that occur with new breakthrough technologies, types of emotional and mental transportation that occur</p>



**Watch on YouTube:**

[http://youtu.be/R-9J\\_XQjLMo](http://youtu.be/R-9J_XQjLMo)

### **Paragraph Description:**

Think about places you have been or places that give you emotional responses. Make a list of ten places and write about how and why these places give you certain feelings or certain emotions. Also think about why these places generate these emotions. For each of the ten places, write the following:

- i. A brief description of each place – sights, sounds, scents
- ii. People you met or who were involved: their relationship to you, their appearance
- iii. The feelings and the potential deeper meanings

### **Bullet Points:**

- Places you've been, meaningful places
- Places you haven't been, but give you an emotional response, associations

[BACK TO CONTENTS](#) 



# PURPOSE #1



**Watch on YouTube:**

[http://youtu.be/N55FH\\_6HX-8](http://youtu.be/N55FH_6HX-8)

## **Paragraph Description:**

The Heart Journal aims to help you understand yourself: Once you start to understand your emotions and what triggers them and so you're free to not to have to act in a knee-jerk way about your feelings and emotions.

Connect initial emotional responses and delayed responses to articles. By doing this you are able to contemplate and discover whether or not your thoughts help create emotion. Initial response are directly related to initial emotions. Once you have time to think back and reflect on the article then you are then able to reflect and create different emotions through the thought process.

## **Bullet Points:**

- Connecting initial emotions to articles, initial emotional response
- Contemplate for 30 min, 3 columns, delayed response

[BACK TO CONTENTS](#) 🖱️

## PURPOSE #2



**Watch on YouTube:**

<http://youtu.be/kJg0wjGrQc>

### **Paragraph Description:**

Through the heart journal you can learn to experience and understand your emotions by connecting everyday life to what you do. In theory, you'll be able to feel joy, rather than deflecting or blocking your feelings. You don't have to be afraid to be open about what you feel. You do not have to feel vulnerable just because you open up to someone. By doing this you can experience life at a different depth and will be more able to confront uncomfortable emotions by experiencing and learning how to work through them.

Through self-expression and by connecting everyday events, things, people around us, we're able to experience emotions because we can unfreeze ourselves. We don't have to be fearful of what will happen if we feel—i.e. for fear of vulnerability or getting stuck in a negative emotion. We learn to work with our thoughts and let our emotions flow.

### **Bullet Points:**

- triggering emotions
- behavior control
- cognitive awareness
- learning through writing

[BACK TO CONTENTS](#) 🖱️



**Watch on YouTube:**

<http://youtu.be/UZbecOUMqxc>

### **Paragraph Description:**

The Heart Journal is a kind of class that deals with creative writing, journaling, and memoirs—not in the sense of looking at your family history, but in essence mapping what is going on in your daily life, what triggers emotions, where, why, and when do you feel something going on in your heart.

For this exercise, map your daily life and think about what has helped create emotions throughout the day. Whether that be family, friends, or other influential people. Make sure to keep your journal in order to track these things and create a better understanding of yourself and your heart.

### **Bullet Points:**

- Keeping a heart journal, creative writing, memories, journals
- Mapping daily life
- Triggering emotions

**[BACK TO CONTENTS](#)** 🖱️

## KEEPING MANY BOOKS, MANY POSSIBILITIES



**Watch on YouTube:**

<http://youtu.be/x-6-jbMPJTg>

### **Paragraph Description:**

Should you keep one journal or two? What happens often is you find that with your Heart Journal, one is just not enough. You might be in a certain place when you forget the journal or there are certain types of emotions or memories that you'd like to dedicate to one journal and not the other.

It seems a good idea to keep a physical Heart Journal that actually triggers emotions in you and also to keep two separate journals that trigger two different types of emotions or serve different purposes.

### **Bullet Points:**

- One or two journals, sometimes one isn't enough, have specifics

[BACK TO CONTENTS](#) 

# MAINTAINING A LOG OF TRIGGERED MEMORIES



**Watch on YouTube:**

<http://youtu.be/KjFOP5XHxo0>

## **Paragraph Description:**

Walk into your favorite coffee shop and order your favorite drink. Once you're relaxed at your table, open your Heart Journal and let yourself think about the memories that flood in while you're at that familiar place. Jot down all the memories that come to you without stopping or censoring any of them—just write down or type (if you have your Heart Journal in your laptop or tablet) everything as fast as you can.

Once you have a good collection of triggered memories, think about the emotions – let the emotions flow, connect the memories to the emotions. Afterward read and observe what happens—whether you have any new insight into yourself or not.

## **Bullet Points:**

- letting emotions flow
- connecting the memories to the emotions

[BACK TO CONTENTS](#) 🖱️

# NEW TECHNOLOGIES & ENCOUNTERS



**Watch on YouTube:**

<http://youtu.be/HJPRn3s1Rtk>

## **Paragraph Description:**

New technology leads to unexpected encounters. It's been that way from the very beginning. Let's think about it, Route 66 was built because of emerging, evolving transportation technology. People became mobile, and they also met people and had encounters they never envisioned before. Today, communications technology and social networking are also leading to surprising encounters – with people, ideas, places. Earlier technologies, such as navigation technologies in Europe, as well as what I like to think of as “financial technologies” (early stock/trading companies, limited partnerships, in and after the Renaissance).

## **Bullet Points:**





Listing and reflecting upon the following ideas can be a valuable experience:

- The types of encounters that occur with new breakthrough technologies.
- The types of communication that occur.
- The type of emotional and mental transportation that occur.


[BACK TO CONTENTS](#) 

## CHAPTER 2: RELATIONSHIPS

Every relationship, no matter how superficial, has an impact in your life. In this chapter, take a deeper look into the relationships you have with others, especially with your family, and how they influence you today.

<b>Relationships</b>	<b>Watch on YouTube</b>	<b>Bullet Points</b>
<p><b>Insights</b>  <a href="http://youtu.be/OVOM2cHo07I">http://youtu.be/OVOM2cHo07I</a></p>		<p>maintaining a heart journal, family members, actions that characterize, contexts and surroundings, extended family members, context of relationships</p>
<p><b>Significant Others</b>  <a href="http://youtu.be/aS8QIq7kZ4Q">http://youtu.be/aS8QIq7kZ4Q</a></p>		<p>tracing relationships, personal influences, early influences, memories, family memories, childhood, formative events</p>
<p><b>Memories</b>  <a href="http://youtu.be/qpMxRP4I1Bo">http://youtu.be/qpMxRP4I1Bo</a></p>		<p>once-in-a-lifetime moments, top ten events in your life, your emotional identity, inconsequential moments, pivotal places, vivid and inconsequential moments</p>
<p><b>Snapshots and Associated Emotions</b>  <a href="http://youtu.be/vyGs25AoFzw">http://youtu.be/vyGs25AoFzw</a></p>		<p>emotions, feelings, snapshots, inventories of photos, ties to emotions</p>



<b>Relationships</b>	<b>Watch on YouTube</b>	<b>Bullet Points</b>
<p><b>Family Members</b> <a href="http://youtu.be/u7DpsvKVuVA">http://youtu.be/u7DpsvKVuVA</a></p>		<p>analyzing conflicted emotions you might have towards family members, uncovering the complexities and the paradoxes of existence</p>



**Watch on YouTube:**

<http://youtu.be/OVOM2cHo07I>

### **Paragraph Description:**

While maintaining your heart journal it is important to not only analyze the characteristics of immediate family and extended family, but also include your people you consider your family who are not your birth family.

It is important to analyze the context of these relationships, the framing circumstances, and the surroundings that affect the way that you interact with the people in your past. How did they affect you?

Look into your relationship with immediate or extended / de facto family who you only see sporadically and how they influenced your life. Write down the person's name and the context of which you related to that person. For example, it could be a cousin who used to come over during summer so you went swimming together or an uncle who employed you for the summer.

Write a journal entry on the first scene that comes to mind when you remember:

- i. Your mother, aunt, or grandmother
- ii. Your father, uncle, or grandfather
- iii. Your sister or brother, or another relative

**Bullet Points:**

- maintaining a heart journal
- family members
- actions that characterize, contexts and surroundings,
- extended family members, context of relationships

# SIGNIFICANT OTHERS



**Watch on YouTube:**

<http://youtu.be/aS8QIq7kZ4Q>

## **Paragraph Description:**

By tracing actions and tracing relationships you can begin to make parallels of what you construct in your later life. Start by jotting down your earliest memories. Then, record the feelings that are triggered. You can do this by creating a list of actions with important figures in your life. This allows you to think about what actions were influential to you and why. After contemplating them, you should be able to create connections and parallels between those family members and their actions/your actions and what you consciously or unconsciously construct in your later life.

- i. Who were your first significant others?
- ii. What did they do? What is the first emotion associated with them?
- iii. What were your later relationships? What was their role in your life? What are the feelings that you feel first when recalling them?
- iv. Trace the relationship you have had with at least 2 or 3 family members. Think of your childhood and who in your family influenced you the most.
- v. Write down the person (e.g. your mother, etc) and your earliest memories of what they were doing or certain events involving them. Focus on actions—your actions and their actions.

- vi. Trace the relationship you have had with at least 2 or 3 family members. Think of your childhood and who in your family influenced you the most.
- vii. Write down the person (e.g. your mother, etc) and your earliest memories of what they were doing or certain events involving them. Focus on actions—your actions and their actions.

**Bullet Points:**

- tracing relationships, personal influences
- early influences, memories, family memories
- childhood, formative events



**Watch on YouTube:**

<http://youtu.be/qpMxRP4I1Bo>

### **Paragraph Description:**

When thinking about your past it is easy to remember once-in-a-lifetime moments, but these moments do not always play a huge role in your emotional profile or necessarily represent who you are. Many times the inconsequential moments can represent the most vivid description of your emotional profile. The ability to reflect and analyze these moments will allow you to discover who you really are and what constitutes your emotions.

### **Bullet Points:**

- once-in-a-lifetime moments
- top ten events in your life
- your emotional identity
- inconsequential moments
- pivotal places
- vivid and inconsequential moments

[BACK TO CONTENTS](#) 🖱️

# SNAPSHOTS & ASSOCIATED EMOTIONS



**Watch on YouTube:**

<http://youtu.be/vyGs25AoFzw>

## **Paragraph Description:**

It is useful to create a Heart Journal only for emotions and feelings, not triggered memories. By using snapshots, you can delve into your emotions:

- i. Grab some photographs from an album or go through your Flickr online or Picasa repository for pictures you've taken over the last couple of years.
- ii. Select a few and begin tying them to emotions that you feel upon looking at them. Keep in mind that emotions are not rational. For example, if you feel giddy-happy about seeing a picture of a car, now isn't the time to analyze why. Just jot it down. You can print out the images from Flickr or Picasa and annotate them or write down your thoughts, using concrete descriptions, to describe what is going on in the photograph. Tie them to your emotions. Emotions are not rational, so don't try to analyze them, but rather just jot them down. Describe what is going on in the photograph in order to see what emotions you are processing and the details you notice.
- iii. Once you have written everything down as quickly as you could and connected emotions to the images, you can see what image or details in those pictures jumped out at you and also what emotions you were processing at the time.



Another exercise is to select three photographs and, for each one, complete the following:

- i. Describe the photograph
- ii. List two historical figures that come to mind
- iii. Write a quotation, verse, scripture, or saying that comes to mind
- iv. Describe a time or place in your childhood that is triggered
- v. Identify repeated thoughts or patterns
- vi. What does this tell you about yourself, the world, family?

**Bullet Points:**

- Emotions, feelings, snapshots,
- Inventories of photos, ties to emotions

# FAMILY MEMBERS



**Watch on YouTube:**

<http://youtu.be/u7DpsvKVuVA>

## **Paragraph Description:**

The purpose of this Heart Journal assignment is to discover the complexities and paradoxes in our existence—since we are the source, the be-all and end-all of our emotional responses to everyone else.

- i. Write down the names of your family members, their gender, and a one-sentence or a short paragraph description of them.
- ii. List down any conflicted emotions you have towards them even if you think them inappropriate or paradoxical. These emotions may not be what you would call appropriate, but the point is to uncover in your heart the complexities and the paradoxes of your existence.





## **Bullet Points:**

- analyzing conflicted emotions you might have towards family members
- uncovering the complexities and the paradoxes of existence

[BACK TO CONTENTS](#) 

## CHAPTER 3: TRIGGERED EMOTIONS

In order to understand and differentiate between triggered and authentic emotions, it is necessary to step back and view our responses to headlines and the kinds of topics that affect us.

Triggered Emotions	Watch on YouTube	Bullet Points
<p><b>News #1</b>  <a href="http://youtu.be/D6ybPWLIL_U">http://youtu.be/D6ybPWLIL_U</a></p>		<p>moods, environment, nature of the heart journal; what we want to accomplish; authenticity</p>
<p><b>News #2</b>  <a href="http://youtu.be/eCnf3TPg8vA">http://youtu.be/eCnf3TPg8vA</a></p>		<p>current events and headlines news, triggering emotions, manipulations of news sources, authentic emotions, personal experiences, coercive reporting</p>
<p><b>News #3</b>  <a href="http://youtu.be/SxXh6BbRLmo">http://youtu.be/SxXh6BbRLmo</a></p>		<p>headline news, emotional triggers, how headlines affect your emotions, topics you go back to, emotional responses, what emotions are you trying to retrigger</p>
<p><b>News #4</b>  <a href="http://youtu.be/N55FH_6HX-8">http://youtu.be/N55FH_6HX-8</a></p>		<p>finding some distance from initial emotions, reflections in response to newspaper articles and/or current events</p>

<b>Triggered Emotions</b>	<b>Watch on YouTube</b>	<b>Bullet Points</b>
<p><b>Daily Life</b> <a href="http://youtu.be/OWJNMttLCno">http://youtu.be/OWJNMttLCno</a></p>		<p>everyday life, triggering emotions, everyday items – what do you feel, what gives you comfort</p>



**Watch on YouTube:**

<http://youtu.be/D6vbPWLlU>

### **Paragraph Description:**

Keeping in touch with your heart by discovering what your authentic emotions are.

Oftentimes emotions are manufactured by the thoughts that you put in your head first; it only happens later that emotions correspond to the thoughts.

When working on your Heart Journal, you really want to express and represent your emotions. Think about what you want to accomplish. Think quickly about your emotion and write them down. Don't manufacture your thoughts and let your emotions change. Look at headlines and think about how it pokes about your emotions and think about it and see if your emotions differ.

For this Heart Journal:

- i. Find a newspaper headline and write down the initial emotion that comes to mind.
- ii. Think about the headline, read the entire article, then after thinking about it for 20-30 minutes, come back and write down the emotions you feel and see if they are different—it is most likely that they are.

**Bullet Points:**

- Moods, environment, nature of the heart journal
- What we want to accomplish
- Authenticity



**Watch on YouTube:**

<http://youtu.be/eCnf3TPg8vA>

### **Paragraph Description:**

Headline news is designed to trigger emotions because that's how it captures audience. If we let ourselves respond to these outside triggers without being aware that we're being manipulated, what does that do to us? How does that distance us from our authentic feelings? We have to ask ourselves where our feelings came from and what triggered them because they wouldn't actually come from the current event or headline news, but probably triggered by something back in our personal experience/s.

In this Heart Journal assignment:

- i. Scan through headline news until you see something you have an emotional response to and write it down.
- ii. After giving it some thought, write down your emotional response and try to uncover the memory that it triggered or the emotion that you had attached to it.
- iii. Think of what personal experiences might affect the way you emotionally reacted and how headline news uses this to trigger emotional responses from you.

By doing this you are able to distinguish triggered emotions and authentic emotions. Differentiating triggered emotions from those that you feel later, upon reflection, is important. In your experience, what is an "authentic" emotion? Sometimes we are manipulated by stories and images to feel something that is really more about the narrative. Learning to understand your own responses will let you be able to avoid being persuaded and avoid acting upon false emotions.

**Bullet Points:**

- Current events and headlines news
- Triggering emotions, manipulations of news sources
- Authentic emotions, personal experiences, coercive reporting





**Watch on YouTube:**

<http://youtu.be/SxXh6BbRLmo>

**Paragraph Description:**

Think about how the headlines affect your emotions. It is important to think about the type of topics that you continue to go back to. You often go back to these topics, so you can retrigger certain emotions. You might be going to certain topics, in order to trigger things such as humor, success, etc. Think about how these articles make you feel and why it is important for you to feel these emotions.

For this Heart Journal entry:

- i. Think of a recent headline
- ii. Record your first thoughts and impressions
- iii. Think of another headline that is similar and record your first thoughts/feelings and the triggered thoughts

On another page:

- i. Make a list of two or three topics that you continually go back to in the headline news because they elicit a certain emotional response. What topics (for example, crime, immigration, politics, etc.) do you read all the time and why? More importantly, what emotions do you seek to replicate, trigger, or feel by means of going back to certain news topics or celebrities? And why?

- ii. Next, write down what that emotional response is. It could be something as lighthearted as humor—but here you will understand what makes you laugh, why you find certain topics, people, or scenarios amusing.

**Bullet Points:**

- Headline news, emotional triggers, how headlines affect your emotions
- List of topics you go back to, emotional responses, what emotions are you trying to retrigger



**Watch on YouTube:**

[http://youtu.be/N55FH\\_6HX-8](http://youtu.be/N55FH_6HX-8)

### **Paragraph Description:**

To distance yourself from your feelings and your heart, you have to look at the emotions and the context and intellectualize them so as to distance yourself from the initial emotions. This isn't about whether you have a belief in something, it's just about the emotion. This assignment is about connecting your initial impression and feelings, then your later reflections in response to newspaper articles and/or current events.

- i. Find five different news articles (around 200-300 words). Read the headlines and maybe just glance at the images.
- ii. Write down the headline, then your immediate emotional response to it.
- iii. Go back and read each one carefully. And contemplate on them 20-30 minutes.
- iv. After writing everything down, try to see if there are any differences between your initial and delayed responses.

### **Bullet Points:**

- Finding some distance from initial emotions
- Reflections in response to newspaper articles and/or current events

[BACK TO CONTENTS](#) 🖱️



**Watch on YouTube:**

<http://youtu.be/OWJNMttLCno>

### **Paragraph Description:**

A Heart Journal takes you into your everyday life. It goes through your kitchen, hits your stove and your sink, your antibacterial soap, your blinds, and here's where you say: "Is there anything here that's triggering an emotion? Do I feel anything? Do I feel comfort? If I do, let me write that down."

Go through what you do in everyday life and think about how these things make you feel and write it down. At the end of the day you will be able to see what things make you comfortable and the things you don't need in your everyday life. This will allow you to eliminate things that create negative emotions and enhance your daily life.





### **Bullet Points:**



- Everyday life, triggering emotions
- Everyday items – what do you feel, what gives you comfort

[BACK TO CONTENTS](#) 

# CHAPTER 4: MOSAICS

In this chapter, we will explore how your mind works, how it makes meaning and associations.

<b>Mosaics</b>	<b>Watch on YouTube</b>	<b>Bullet Points</b>
<p><b>Life Is a Journey</b>  <a href="http://youtu.be/WmC7ec5MOMQ">http://youtu.be/WmC7ec5MOMQ</a></p>		<p>means of language, how we experience things, images, signs, logos, symbols, audio, translating responses</p>
<p><b>Listing Associations</b>  <a href="http://youtu.be/GDt_xRedHNs">http://youtu.be/GDt_xRedHNs</a></p>		<p>understanding how your mind makes meaning and associations, impressions and sensations, basic experiences and perceptions</p>
<p><b>Mosaics</b>  <a href="http://youtu.be/0mLlEaiLyTg">http://youtu.be/0mLlEaiLyTg</a></p>		<p>abstract patterns, internal subconscious, dreams, how do you know what your expectations are, write down your feelings</p>
<p><b>In the Locked Boxed and Through the Smoky Mirrors</b>  <a href="http://youtu.be/wATZCBT6JMA">http://youtu.be/wATZCBT6JMA</a></p>		<p>explore secrets, even the ones with yourself, inspirations, troubles, relax</p>

<b>Mosaics</b>	<b>Watch on YouTube</b>	<b>Bullet Points</b>
<p><b>Screens</b>  <a href="http://youtu.be/TIOWFknrYyk">http://youtu.be/TIOWFknrYyk</a></p>		<p>access emotions, painted screens, fine wood carvings, metaphorical connections, don't interpret, mosaics, texture, screens</p>
<p><b>Kitsch, Memorabilia, and the Artifacts of Recollection</b>  <a href="http://youtu.be/SsbSAD-1aSO">http://youtu.be/SsbSAD-1aSO</a></p>		<p>making a list of attributes from days past can be valuable; it helps to further analyze the past and decide why you like the things that you do</p>

# LIFE IS A JOURNEY



**Watch on YouTube:**

<http://youtu.be/WmC7ec5MOmQ>

## **Paragraph Description:**

Life is a journey. It is a journey that we understand by means of language (i.e. how we experience things) and also by means of images as we communicate more and more through images, like different types of signs or logos via internet as well as audio.

Language itself is the premium mobile and trigger of not only cognition and cognitive thought, but also emotional responses and reactions. The denotative elements in language are always mediated by contexts and content. Understanding is not only connected to context, but it is also related to content. Things such as symbols, logos, body movement, etc. are all analyzed and you create meanings that you associate to these things. It is important to understand these and realize the significance to you. It is also important to remember that symbols, logos, audio, etc. is interchangeable throughout cultures. It is important to walk around and be able to translate these responses and experiences, so you can create responses and emotions that are meaningful and represent what you are thinking.

For this journal, observe the signs and symbols you see around you. List them. Then reflect on what thoughts they trigger. Write a freewrite that connects the signs and symbols to something that has meaning in your life and/or which makes you contemplate current events.

In translating your Heart Journal responses into other media, like keeping an audio log and maybe incorporating some music and also

including images you can capture with your cellphone or video camera, it helps to:

- i. Start thinking of how you can add multimedia to your Heart Journal.
- ii. Walk around and as you do so, open yourself to the associative power of ideas connected to the heart.

**Bullet Points:**

- Means of language – how we experience things, images, signs, logos, symbols, audio
- Translating responses



# LISTING ASSOCIATIONS



**Watch on YouTube:**

[http://youtu.be/GDt\\_xRedHNs](http://youtu.be/GDt_xRedHNs)

## **Paragraph Description:**

Write down the impressions and sensations that you feel while recording basic experiences and perceptions. Go ahead and follow that chain of thought and its associations. Ask yourself what your mind does when you are confronted by certain perceptions – and write that down. For example, when you hear a bird of prey and the sound of twittering, a falcon pursuing another bird may come to mind, but when you hear cattle in the background you think of contentedness.

## **Bullet Points:**

- Understanding how your mind makes meaning and associations.
- Impressions and sensations
- Basic experiences and perceptions

[BACK TO CONTENTS](#) 🖱️



**Watch on YouTube:**

<http://youtu.be/OmLlEaiLyTg>

### **Paragraph Description:**

Mosaics consist of disparate, unrelated pieces that are assembled to make a coherent whole. Writing can be the same. Connect the unconnected and see how your thoughts flow. By writing down the seemingly unrelated thoughts, then you are able to create an understanding of yourself. Find unrelated content from your dreams, abstract patterns, and even the thoughts you continually tell yourself (your goals and expectations). This process allows the person to become aware and also allows for a better understanding of what you want and need.

Knowing your expectations also allows you to manage them better so life doesn't deal so many crushing blows. You can learn more about the nature of your expectations by keeping a log of all the times you feel a twinge of disappointment or when you feel ecstatically happy or just pleasantly surprised.

For this Heart Journal, please do the following:

- i. Jot down unrelated topics: dreams, animals, philosophical snippets
- ii. Connect to your goals and expectations
- iii. Tell a story

**Bullet Points:**

- Abstract patterns, internal subconscious, dreams
- How do you know what your expectations are?
- Write down your feelings

# IN THE LOCKED BOXED AND THROUGH THE SMOKY MIRRORS



**Watch on YouTube:**

<http://youtu.be/wATZCBT6JMA>

## **Paragraph Description:**

Sometimes we have secrets we keep even from ourselves and this keeps us from thinking about what is troubling or inspiring us. As you look through frosted glasses or smoky mirrors, the key is to relax and not worry even when things are not quite in focus. Keep moving ahead with your Heart Journal. Eventually, you will see something.


For this Heart Journal, try to explore your own secrets and discover the self that you have tried to hide and write about it:

- i. Find a Chinese Puzzle Box, or an ornate, locking jewelry box.
- ii. Describe it in detail.
- iii. Describe the keepsakes you would put in your box. They do not have to be expensive (or commercially valuable).
- iv. Explain why you would save the keepsakes in the box.
- v. Describe feelings / relationships that to with it.

## **Bullet Points:**

- Explore secrets, even the ones with yourself, inspirations, troubles, relax

[BACK TO CONTENTS](#) 



**Watch on YouTube:**

<http://youtu.be/TIOWFknrYyk>

### **Paragraph Description:**

We hide our heart behind screens; we understand ourselves through the light that shines through intricate screens. The metaphors serve a purpose. We use patterns and screens in order to filter what we want to see and it only allows us to partially see what is correct. Begin to access your emotions through metaphors that best express what is going on in your life without trying to interpret it. For your Heart Journal:


- i. Look at screens and try to see how you live your life behind screens and the patterns on the screens. What are they about and how do you see life and experiences filtered through the screens? You can also look mirrors, or mirrors that reflect the screens. The screens upon mirrors upon reflections make you wonder if you ever actually get a clear picture of where things are and what they really are.
- ii. Discuss the colors, patterns, and designs. Observe the light, which is also a source of illumination, but could be considered false because it's artificially generated. Looking again on the reflection of the screens within a reflection within the empty field that doesn't have any person in it yet the interpretive act is all about personhood and your identity.
- iii. What do they remind you of? Are there times in your childhood that remind you of screens? Describe scenes.

- iv. Think about how you can start to approach yourself, your life, the metaphors, the patterns, and the obstructions that constitute the Heart Journal.

**Bullet Points:**

- Access emotions, painted screens, fine wood carvings, metaphorical connections, don't interpret
- Mosaics, texture, screens

# KITSCH, MEMORABILIA, AND THE ARTIFACTS OF RECOLLECTION



**Watch on YouTube:**

<http://youtu.be/SsbSAD-1aSO>

## **Paragraph Description:**

When we stop along the road at historical sites, what do we encounter? How can we use the experience to reflect upon what it means to explore connections, and what kinds of memories and emotions are triggered? The American love affair with the car has shaped the American imagination, from Fitzgerald's *The Great Gatsby* to Kerouac's *On the Road* and all the wonderful road films.

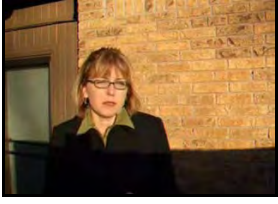



## **Bullet Points:**

- Making a list of attributes from days past can be valuable.
- It helps you to further analyze the past and decide why you like the things that you do.



[BACK TO CONTENTS](#) 🖱️

# CHAPTER 5: ENVIRONMENT

Environmental factors affects us and how we think and live our lives.

Environment	Watch on YouTube	Bullet Points
<p><b>Places</b>  <a href="http://youtu.be/njyJwJroWC0">http://youtu.be/njyJwJroWC0</a></p>		<p>places, tastes, smells; how emotional responses may be heightened or changed; associations that populate you mind, make meaning</p>
<p><b>Pop Architectures, and the Structure of Memory and Emotion</b>  <a href="http://youtu.be/WQXLxek3kkE">http://youtu.be/WQXLxek3kkE</a></p>		<p>using architecture to trigger memories, emotions, and connections to theories and thoughts about the nature of reality and meaning-making processes</p>
<p><b>Sunsets</b>  <a href="http://youtu.be/PDfXb2hjXeo">http://youtu.be/PDfXb2hjXeo</a></p>		<p>knowing your heart, intellectualizing artificial emotions, false emotions, the cause-and-effect relationship between thoughts and emotions</p>
<p><b>Weather Conditions: Triggering Memories</b>  <a href="http://youtu.be/sHnwglsyhfg">http://youtu.be/sHnwglsyhfg</a></p>		<p>triggering emotions, weather, external factors, environment, moods</p>



<b>Environment</b>	<b>Watch on YouTube</b>	<b>Bullet Points</b>
<p><b>The Sound of One Dog Barking</b>  <a href="http://youtu.be/gBaYpdq7BsM">http://youtu.be/gBaYpdq7BsM</a></p>		<p>memories of pets, dogs, crazy pets; are feelings authentic or generated after thoughts, and processing emotion?</p>
<p><b>The Sound of Two Dogs Barking</b>  <a href="http://youtu.be/IrY5XSRRIRw">http://youtu.be/IrY5XSRRIRw</a></p>		<p>distractions, relation between distractions and feelings, the sound of people, intellectual processes, making meaning, understanding your heart, things that keep you from feeling</p>



**Watch on YouTube:**

<http://youtu.be/njyJwJroWCO>

### **Paragraph Description:**

For this Heart Journal assignment, go through the repository of places and associations that populate your mind and to make meaning of it without trying to interpret them. The goal is to simply gather information from your heart.

- i. Make a list of ten places – places that maybe you've been to or not.
- ii. Now write 2-3 sentences on (1) the immediate emotional response when you think about that place, (2) the tastes, the smells, the textures, the colors, the concrete descriptors that come to mind when you think of that place, and (3) after some reflection, jot down how your emotional response maybe heightened, intensified, or altered in some way.

### **Bullet Points:**

- Places, tastes, smells
- How emotional responses may be heightened or changed
- Associations that populate you mind, make meaning

[BACK TO CONTENTS](#) 

# POP ARCHITECTURES, AND THE STRUCTURE OF MEMORY AND EMOTION



**Watch on YouTube:**

<http://youtu.be/WQXLxek3kkE>

## **Paragraph Description:**


Use the experiences of engaging with architecture – especially popular architecture designed for people – to trigger memories, emotions, and connections to theories and thoughts about the nature of reality and meaning-making processes.

## **Bullet Points:**

Good architecture can become:

- Emblematic in your memory.
- A symbol of a time a place.
- A symbol for the emotion that accompanied an experience in this time and place.

[BACK TO CONTENTS](#) 🖱️



**Watch on YouTube:**

<http://youtu.be/PDfXb2hjXeo>

### **Paragraph Description:**

The truth is we can go on for years without knowing our hearts. We respond to dogs barking and birds chirping by perceiving things and intellectualizing. As we process them, we begin to feel in a certain way. But how do we really feel? Are we working ourselves into a frenzy with our thoughts, so we're whipped up, angry, or indignant? Do we realize these are all artificial emotions generated by obsessive thoughts and not really our hearts?

Make sure that you are not creating artificial hearts. Sometimes you over analyze and create false emotions. Don't allow obsessive thoughts, but rather analyze the cause and effect relationship and go with your heart.

### **Bullet Points:**

- Do you know your heart?
- Intellectualize artificial emotions versus false emotions
- Exploring the cause-and-effect relationship between thoughts and emotions

[BACK TO CONTENTS](#) 

# WEATHER CONDITIONS: TRIGGERING MEMORIES



**Watch on YouTube:**

<http://youtu.be/sHnwglsyhfg>

## **Paragraph Description:**

The weather can affect the way you feel and trigger certain memories and emotions in your heart. Certain times of the year can affect you in certain ways. This can trigger memories both good and bad, but it is important to know your real emotions and not create artificial emotions.

- i. List five types of weather (e.g. gray foggy day, thunderstorm, hurricane, bright windy day, snowy or rainy day) and talk about each one.
- ii. Go back to each weather condition and write about the first emotion you have when you think about that weather.
- iii. Now connect each weather condition to a specific experience in your life.

## **Bullet Points:**

- Triggering emotions: weather, external factors, environment, moods

[BACK TO CONTENTS](#) 🖱️

# THE SOUND OF ONE DOG BARKING



**Watch on YouTube:**

<http://youtu.be/gBaYpdq7BsM>

## **Paragraph Description:**

Do we really know our hearts? Do we really understand how we feel when it comes to our reactions? Are the feelings authentic or are they generated by thoughts and then the feelings come later?

The sound of a dog barking in the distance has the capacity to trigger all manner of philosophical inquiries. First, is the recognition of what it is that you are hearing. You might at first feel that the dog may be some sort of cute small dog and want to see the dog or think he is cute. As you continue to hear the dog bark, you begin to process and think about the barking. These thoughts allow you to create new emotions. After some time you might begin to think the dog is annoying and create a completely different emotion. It's clear that your assumptions about the dog and the dog's purpose in barking are transforming your initial thoughts and feelings into something else. Somewhere along the line, your thoughts started to generate the emotions.

As you work through the process of feeling and understanding the feeling in response to thoughts, you begin to acquire more self-awareness.

For a journal entry, think about dogs and pets. What do they mean to you? What are some of the pet tricks and crazy antics that cause you to reflect on different things?

**Bullet Points:**

- Are feelings authentic? Or are feelings generated after thoughts, and processing emotion?
- Memories of pets, dogs, crazy pets

# THE SOUND OF TWO DOGS BARKING



**Watch on YouTube:**

<http://youtu.be/IrY5XSRRIRw>

## **Paragraph Description:**

What is the difference between dogs barking and letting yourself to be distracted by them or by any other thing in the outside world?

In this heart journal you need to relate how external factors can affect you and stop you from feeling. The two dogs barking example allows you to think about how external distractions can stop you in the middle of feeling emotions and can in fact bring on completely other emotions. This could in turn eventually make you relate those emotions with the original emotions. It is important to get rid of external factors and allow yourself to consider and analyze your emotions.

To understand how and when you allow the “barking dogs” in your life to keep you from understanding your heart:

- i. Write down the things you encounter today that keep you from feeling – for example, distracting things like the noise, dogs barking, people engaged in random, aimless chatter, etc.
- ii. Try to remember what you were on the verge of feeling before you got sidetracked and started thinking about the distractions—write that down, too.



**Bullet Points:**

- Distractions, relation between distractions and feelings, the sound of people, intellectual processes
- Making meaning, understanding your heart, things that keep you from feeling



PART 2:  
E-LEARNING

<http://mlearners.com/>











# CHAPTER 1: E-LEARNING A-Z







Not only does video engage learners who have learning styles and preferences that are both auditory and kinaesthetic, video learning also encourages collaboration and engagement.







Videos trigger the desire to respond. In a world where it's easy to create a video response with one's smartphone, and then instantly upload it to FaceBook, Instagram, YouTube, Google+, and more, it's exciting to contemplate the possibilities.

The videos included in this selection are very spontaneous, shot "in the wild"(replete with wind noise and unexpected interruptions). Because they are raw and unedited, and utterly unscripted, there is a sense of authenticity. Needless they also encourage participation because the bar is, well, quite low.







<b>E-Learning A-Z</b>	<b>Watch on YouTube</b>	<b>Bullet Points</b>
<p><b>From Face-to-Face to E-Learning and M-Learning: Doing it Quickly</b>  <a href="http://youtu.be/627BEyIde18">http://youtu.be/627BEyIde18</a></p>		<p>inventory of teaching materials, a learning repository within a content management system, face-to-face training</p>
<p><b>A for Attitude</b>  <a href="http://youtu.be/1fAZt23SA">http://youtu.be/1fAZt23SA</a></p>		<p>attitude, positivity, enthusiasm, tones, reread, openness</p>




<b>E-Learning A-Z</b>	<b>Watch on YouTube</b>	<b>Bullet Points</b>
<p><b>B for Bridges</b>  <a href="http://youtu.be/J9RmWSSktv8">http://youtu.be/J9RmWSSktv8</a></p>		<p>online courses, hybrid courses, ridges, mobile learning, changing</p>
<p><b>C for Creativity</b>  <a href="http://youtu.be/cmC3b0VfCH4">http://youtu.be/cmC3b0VfCH4</a></p>		<p>cognitive receptivity, problem solving, creativity, synthesize, perspectives</p>
<p><b>D for Digital Divide</b>  <a href="https://youtu.be/6273WTthCas">https://youtu.be/6273WTthCas</a></p>		<p>different types of internet access, mobile devices</p>
<p><b>E for Ethics</b>  <a href="https://youtu.be/VLbxWunZo5w">https://youtu.be/VLbxWunZo5w</a></p>		<p>privacy issues, respect for other people's culture and ideas</p>
<p><b>F for Field of Dreams</b>  <a href="https://youtu.be/TBhz7x7OCQw">https://youtu.be/TBhz7x7OCQw</a></p>		<p>financial issues, flexibility in facing costs</p>
<p><b>G for Goals and Goal-Setting</b>  <a href="https://youtu.be/L-hovUcWfDQ">https://youtu.be/L-hovUcWfDQ</a></p>		<p>achievable goals, motivation</p>

<b>E-Learning A-Z</b>	<b>Watch on YouTube</b>	<b>Bullet Points</b>
<p><b>H for Hierarchies</b>  <a href="https://youtu.be/Cb6tpDACrZU">https://youtu.be/Cb6tpDACrZU</a></p>		<p>hierarchies of needs,  need for achievement,  power, and affiliation</p>
<p><b>I for Institutions</b>  <a href="https://youtu.be/Bz6bn9UBDjY">https://youtu.be/Bz6bn9UBDjY</a></p>		<p>traditional institutions  versus distance learning</p>
<p><b>J for Journals and Journaling</b>  <a href="https://youtu.be/ph7LXerRZjc">https://youtu.be/ph7LXerRZjc</a></p>		<p>reflectionable knowledge,  critical thinking</p>
<p><b>K for Knowledge</b>  <a href="https://youtu.be/u18Spv9fu20">https://youtu.be/u18Spv9fu20</a></p>		<p>knowledge management,  organizing information</p>
<p><b>L for Learning Styles</b>  <a href="https://youtu.be/fMz125rhex0">https://youtu.be/fMz125rhex0</a></p>		<p>understanding personal  learning preferences</p>
<p><b>M for Mobile Learning</b>  <a href="https://youtu.be/wXZhOu3pxTs">https://youtu.be/wXZhOu3pxTs</a></p>		<p>mobile learning and total  interactivity</p>

<b>E-Learning A-Z</b>	<b>Watch on YouTube</b>	<b>Bullet Points</b>
<p><b>N for Networking</b>  <a href="http://youtu.be/y0ID1WqmURY">http://youtu.be/y0ID1WqmURY</a></p>		<p>networks, neutrality, situated learning</p>
<p><b>O for Online</b>  <a href="http://youtu.be/rEIoXbUXpik">http://youtu.be/rEIoXbUXpik</a></p>		<p>online learning, electronic devices, aligning needs, equipment</p>
<p><b>P for Plagiarism</b>  <a href="https://youtu.be/QftqwlrnBJ8">https://youtu.be/QftqwlrnBJ8</a></p>		<p>plagiarism detection in online courses</p>
<p><b>Q for Quality</b>  <a href="https://youtu.be/yxAl6oEuA3k">https://youtu.be/yxAl6oEuA3k</a></p>		<p>determining quality in e- learning and mobile learning courses</p>
<p><b>R for Reality</b>  <a href="https://youtu.be/yCwtVuRSxxo">https://youtu.be/yCwtVuRSxxo</a></p>		<p>virtual reality, reality created in the e-learning space</p>
<p><b>S for Situated Learning</b>  <a href="https://youtu.be/X80NPVDucYU">https://youtu.be/X80NPVDucYU</a></p>		<p>social interaction, legitimate peripheral participation</p>



<b>E-Learning A-Z</b>	<b>Watch on YouTube</b>	<b>Bullet Points</b>
<p><b>T for Task Analysis and Time Management in E-Learning</b>  <a href="https://youtu.be/nQatQFvsAE">https://youtu.be/nQatQFvsAE</a></p>		<p>organizing tasks, effective task management</p>
<p><b>U for Universality in E-Learning</b>  <a href="https://youtu.be/7XIw9NrmXfy">https://youtu.be/7XIw9NrmXfy</a></p>		<p>e-learning skills, multiple platforms, geographical universality</p>
<p><b>V for Video in E-Learning</b>  <a href="https://youtu.be/YaRu-KxuCXo">https://youtu.be/YaRu-KxuCXo</a></p>		<p>video clips, video streaming, video conferences</p>
<p><b>W for Why or Why Not E-Learning</b>  <a href="https://youtu.be/unR2vkXGt7Q">https://youtu.be/unR2vkXGt7Q</a></p>		<p>convenience and flexibility, development of critical thinking</p>
<p><b>X for Xtreme Learning</b>  <a href="https://youtu.be/lORO6cXgpos">https://youtu.be/lORO6cXgpos</a></p>		<p>xtreme learning, xtreme success</p>
<p><b>Y for You/Yourself – E-Learning Allows You to Put Yourself First</b>  <a href="https://youtu.be/GKck5pu9S6Y">https://youtu.be/GKck5pu9S6Y</a></p>		<p>identifying goals and expectations, customizing e-learning</p>

<b>E-Learning A-Z</b>	<b>Watch on YouTube</b>	<b>Bullet Points</b>
<p><b>Z for Zip (Zip and Optimize)</b>  <a href="https://youtu.be/vQ6Cw-fqrbY">https://youtu.be/vQ6Cw-fqrbY</a></p>		<p>storage, computing abilities, mobility</p>
<p><b>Web 2.0 and E-Learning</b>  <a href="http://youtu.be/VXAmeaD-pZE">http://youtu.be/VXAmeaD-pZE</a></p>		<p>information flow, processes, retrieving, agency</p>
<p><b>Viral Videos, Web 2.0, and Strategies for E-Learning</b>  <a href="http://youtu.be/yNe3NDdN5z4">http://youtu.be/yNe3NDdN5z4</a></p>		<p>viral videos, social media, communication</p>

# FROM FACE-TO-FACE TO E-LEARNING AND M-LEARNING: DOING IT QUICKLY



**Watch on YouTube:**

<http://youtu.be/627BEyIde18>

**Podcast:**

<http://beyondutopia.net/podcasts/elearning-today.mp3>

## **Paragraph Description:**

Making the switch from face to face instruction to e-learning is a necessity for most training and professional development programs offered by colleges, universities, graduate programs, corporations, professional associations, and not-for-profits.

## **Bullet Points:**

- Institutions must first inventory what they have in terms of teaching materials.
- Next, they must create a learning repository within a content management system.
- This will offer a viable alternative to face-to-face training.

[BACK TO CONTENTS](#) 

## A FOR ATTITUDE



**Watch on YouTube:**

<http://youtu.be/Jv1fAZt23SA>

**Podcast:**

<http://www.beyondutopia.net/podcasts/attitude.mp3>

### **Paragraph Description:**

Approaching your e-learning experience with a positive attitude is important. Learning to communicate that positive attitude to your fellow e-learners and to your mentor/instructor is also important to your success. This is one way to help create the optimal conditions for learning ([see Gagne, etal, 1992](#)).

### **Bullet Points:**

- Attitude, positivity, enthusiasm, tones
- Openness
- Rereading

[BACK TO CONTENTS](#) 

## B FOR BRIDGES



**Watch on YouTube:**

<http://youtu.be/J9RmWSSktv8>

**Podcast:**

<http://www.beyondutopia.net/podcasts/bridges.mp3>

### **Paragraph Description:**

Online and hybrid courses bridge many technologies and delivery modes. You can take a course using your laptop and WiFi, and may even be able to access some of the content on your iPod, smartphone, or PDA – any time, any place. Some of your courses may involve traditional face-to-face classroom settings while others involve a [Learning Management System](#) (LMS). Not only are you bridging technologies, you are also bridging learning styles, preferences, and modes of learning.

### **Bullet Points:**

- Online courses, hybrid courses, bridges
- Mobile learning, changing

[BACK TO CONTENTS](#) 🖱️



**Watch on YouTube:**

<http://youtu.be/cMC3b0VfCH4>

**Podcast:**

<http://beyonduetopia.net/podcasts/cognitive-receptivity.mp3>

### **Paragraph Description:**

Ideally, a course taken outside the traditional classroom will help you develop your creativity. This means that you are developing high-level cognitive skills that will help you in all aspects of learning and life. The ability to solve problems, analyze an issue from multiple perspectives, synthesize diverse sources of information and perspectives are just a few of the life-enhancing skills you'll be developing.

### **Bullet Points:**

- Cognitive receptivity
- Problem solving
- Creativity
- Synthesize,
- Perspectives

[BACK TO CONTENTS](#) 🖱️

# D FOR DIGITAL DIVIDE



**Watch on YouTube:**

<https://youtu.be/6273WTthCas>

**Podcast:**

<http://beyondutopia.net/podcasts/critical-thinking.mp3>

## **Paragraph Description:**

When you plan your e-learning experience, it is important to identify the types of equipment that you will need. You need to also plan your access. Will you have high-speed internet? Are there firewalls? How often will you have access? Will you need to be able to play content on mobile devices? This snippet discusses digital divides in e-learning, and 2nd generation digital divides.

## **Bullet Points:**

- Different types of internet access
- Mobile devices

[BACK TO CONTENTS](#) 🖱️



**Watch on YouTube:**

<https://youtu.be/VLbxWunZo5w>

**Podcast:**

<http://beyondutopia.net/podcasts/mlearning-ethics.mp3>

**Paragraph Description:**

Brief overview of some of the ethical issues that arise in e-learning.

**Bullet Points:**

- Privacy issues
- Respect for other people's culture and ideas



# F FOR FIELD OF DREAMS



**Watch on YouTube:**

<https://youtu.be/TBhz7x7OCQw>

## **Paragraph Description:**

Build it, but will they come? The resounding response has been YES, and rather overwhelmingly so. A successful e-learning program must consider the costs, though, and plan accordingly.

## **Bullet Points:**

- Financial issues
- Flexibility in facing costs

**[BACK TO CONTENTS](#)** 🖱️

## G FOR GOALS AND GOAL-SETTING



**Watch on YouTube:**

<https://youtu.be/L-hovUcWfDQ>

### **Paragraph Description:**

Setting goals and then achieving them in a consistent manner will help you succeed. How do you set effect goals in an online course? This video clip discusses how. (Visit useful research findings from [Locke and Latham.](#))

### **Bullet Points:**

- Setting achievable goals
- Motivation

[BACK TO CONTENTS](#) 🖱️

# H FOR HIERARCHIES



**Watch on YouTube:**

<https://youtu.be/Cb6tpDACrZU>

## **Paragraph Description:**

A discussion on the need for hierarchies and their relation to e-learning. While many researchers focus on Maslow's hierarchies of needs, Susan looks at [McClelland's theories of needs for achievement, power, and affiliation](#), and how they can be met in an online course.

## **Bullet Points:**

- Hierarchies of needs
- Need for achievement, power, and affiliation



**Watch on YouTube:**

<https://youtu.be/Bz6bn9UBDjY>

**Paragraph Description:**

An overview of the different kinds of institutions you are likely to encounter in e-learning, online education, mobile learning, and hybrid delivery courses, and how to approach them.

# J FOR JOURNALS AND JOURNALING



**Watch on YouTube:**

<https://youtu.be/ph7LXerRZjc>

## **Paragraph Description:**

Journal and journaling are instructional activities that can lead to enhanced critical thinking skills. One outcome involves the acquisition of reflectionable knowledge.

Useful link on reflectionable knowledge [here](#).

[BACK TO CONTENTS](#) 🖱️



**Watch on YouTube:**

<https://youtu.be/u18Spv9fu20>

**Paragraph Description:**

Organizing knowledge and creating order from chaos will help you succeed in distance learning, whether you are taking a course, teaching a course, or engaged in a multi-player role-playing simulation.

# L FOR LEARNING STYLES



**Watch on YouTube:**

<https://youtu.be/fMz125rhex0>

## **Paragraph Description:**

Learning styles are different approaches and ways of learning. Learning preferences refer to the styles that are best for you, the learner, and which work with your individual skills, abilities, and ways of knowing.

This clip discusses the importance of understanding the role of learning styles in e-learning. Auditory, visual, kinaesthetic, spatial are a few.

[BACK TO CONTENTS](#) 

# M FOR MOBILE LEARNING



**Watch on YouTube:**

<https://youtu.be/wXZhOu3pxTs>

## **Paragraph Description:**

Mobile learning utilizes mobile devices of all kinds, including smartphones, mp3 players, portable video players, and more. Susan talks about learning activities such as simulations, “smart games,” and interactive drills.



# N FOR NETWORKING



**Watch on YouTube:**

<http://youtu.be/y0ID1WqmURY>

## **Paragraph Description:**

Networking can help you learn. You can do this by networking with coworkers, friends, and professors. You can also network in your own brain. Go in with a neutral attitude to avoid bias. You will also be able to detect bias.

## **Bullet Points:**

- Networks
- Neutrality
- Situated learning

[BACK TO CONTENTS](#) 🖱️



**Watch on YouTube:**

<http://youtu.be/rEloXbUXpik>

### **Paragraph Description:**

When learning online you need to make sure you align your needs with your learning styles as well as the electronic devices that you have available. By doing this you will have the best online learning experience and it will make learning an easier and more pleasurable experience.

### **Bullet Points:**

- Online learning,
- Electronic devices
- Aligning needs, equipment

[BACK TO CONTENTS](#) 🖱️

# P FOR PLAGIARISM



**Watch on YouTube:**

<https://youtu.be/QftqwlrnBJ8>

## **Paragraph Description:**

What you may not know about plagiarism can hurt you. You may be inadvertently committing academic dishonesty without realizing it. Protect yourself!

[BACK TO CONTENTS](#) 🖱️



**Watch on YouTube:**

<https://youtu.be/yxAl6oEuA3k>

### **Paragraph Description:**

How does one determine quality in e-learning and mobile learning courses? It is important to look at the content, learning goals, user needs and equipment, learning conditions, and faculty capabilities. The following is a checklist of points to keep in mind when evaluating a course or an e-learning or m-learning program. The points do not appear in order of priority or importance – they are a starting point.

The program should:

1. Adhere to an institution-accepted set of Best Practices;
2. Support and maintain a consistent look, feel, approach, and learning philosophy;
3. Allow for solid technical and academic support;
4. Provide opportunities for training and professional development of faculty;
5. Require faculty competency;
6. Maintain up-to-date online library resources needed for academic success;
7. Provide multiple ways to obtain course content (in case of equipment or device malfunction);
8. Allow the learner to accommodate learning preferences;
9. Encourage learner interaction and collaboration;

10. Provide opportunities for mentoring and guidance that supports the learning goals;
11. Presents learning objectives and helps the learner understand what to do to achieve learning objectives;
12. Aligns delivery systems with the user's / learner's capabilities;
13. Utilizes the best approach to incorporating games and simulations;
14. Suggests multiple ways to download or obtain audio & video files in case of equipment incompatibilities or slow connections;
15. Makes sure that portable content is playable on a wide spectrum of players and portable devices

This article was first published in xplanazine:

[http://www.xplanazine.com/archives/2006/09/quality\\_in\\_an\\_e.php](http://www.xplanazine.com/archives/2006/09/quality_in_an_e.php)

## R FOR REALITY



**Watch on YouTube:**

<https://youtu.be/ycwtVuRSxxo>

### **Paragraph Description:**

Reality in e-learning and mobile learning. Constructivist views? Social learning?

[BACK TO CONTENTS](#) 

# S FOR SITUATED LEARNING



**Watch on YouTube:**

<https://youtu.be/X80NPVDucYU>

## **Paragraph Description:**

Social interaction is a critical component of situated learning – learners become involved in a “community of practice” which embodies certain beliefs and behaviors to be acquired. As the beginner or newcomer moves from the periphery of this community to its center, they become more active and engaged within the culture and hence assume the role of expert or old-timer. Furthermore, situated learning is usually unintentional rather than deliberate. These ideas are what Lave & Wenger (1991) call the process of “legitimate peripheral participation.” (from [TIP: Theories](#))

[BACK TO CONTENTS](#) 🖱️

# T FOR TASK ANALYSIS AND TIME MANAGEMENT



**Watch on YouTube:**

<https://youtu.be/ngQatQFvsAE>

## **Paragraph Description:**

Analyzing and managing your tasks and time are critical for success.





**Watch on YouTube:**

<https://youtu.be/7Xlw9NrmXfY>

### **Paragraph Description:**

Universality is important for e-learners. Universality applies to the type of learning you do when you're in touch with other people; the skills you learn in one course may help you in other courses. There's also universality in technology since people who provide e-learning create programs that work on multiple platforms. And finally, there's geographical universality.

## V FOR VIDEO



**Watch on YouTube:**

<https://youtu.be/YaRu-KxuCXo>

### **Paragraph Description:**

Video clips, video-streaming, video-conferencing in e-learning.

# W FOR WHY OR WHY NOT E-LEARNING



**Watch on YouTube:**

<https://youtu.be/unR2vkXGt7Q>

## **Paragraph Description:**

Why take e-learning? Because it's convenient, it's flexible, it meets your needs and helps you achieve your goals, and it also helps you develop critical thinking on what's credible or not on the internet.

[BACK TO CONTENTS](#) 🖱️

# X FOR XTREME LEARNING



**Watch on YouTube:**

<https://youtu.be/1ORO6cXgpos>

## **Paragraph Description:**

Xtreme learning and e-learning go together because when you push yourself, you have the chance to be flexible and do things you never thought were possible. Understanding your learning styles, learning preferences, time management, goals, goal setting and such things can lead to “xtreme” success.

[BACK TO CONTENTS](#) 🖱️

# Y FOR YOU/YOURSELF – E-LEARNING ALLOWS YOU TO PUT YOURSELF FIRST



**Watch on YouTube:**

<https://youtu.be/GKck5pu9S6Y>

## **Paragraph Description:**

This video clip discusses how and why it is important for the learner to identify his or her own goals, interests, and expectations in e-learning. It also discusses how e-learning possesses the unique ability to be customized.

**[BACK TO CONTENTS](#)** 🖱️

## Z FOR ZIP (ZIP AND OPTIMIZE)




**Watch on YouTube:**

<https://youtu.be/vQ6Cw-fqrbY>

### **Paragraph Description:**

Storage, computing capabilities, mobility, and ease of use are discussed here.



**Watch on YouTube:**

<http://youtu.be/VXAmeaD-pZE>

### **Paragraph Description:**

You should push information through posting and things such as advertising, but more than anything you should retrieve and pull. This will trigger demand and need. It is less about supply side and applies to economic theories.

### **Bullet Points:**

- Information flow
- Processes
- Retrieving
- Agency

# VIRAL VIDEOS, WEB 2.0, AND STRATEGIES FOR E-LEARNING



**Watch on YouTube:**

<http://youtu.be/yNe3NDdN5z4>

## **Paragraph Description:**

Viral videos are quickly spread to other people. This is because of the technology that we have at our fingertips. We can quickly watch a video on our iPod Touch or smartphone and send it on to someone else through email or by posting it on social media. They also encourage us to communicate with others.






## **Bullet Points:**







- Viral videos can spread very quickly because of the technology we have
- They encourage us to communicate with each other


[BACK TO CONTENTS](#) 



## CHAPTER 2: DEVELOPMENT-CENTERED STRATEGIES

Development-Centered Strategies	Watch on YouTube	Bullet Points
<p><b>Formalizing “Learnings” Reports to Maximize Knowledge Transfer in Your Company or Organization</b>  <a href="http://youtu.be/9TFJA4UnYPQ">http://youtu.be/9TFJA4UnYPQ</a></p>		<p>design documents, standardized processes, implications for the future, case studies, lab results</p>
<p><b>Templates for “Learnings”</b>  <a href="http://youtu.be/AzN5SRV7Syw">http://youtu.be/AzN5SRV7Syw</a></p>		<p>communicate information, knowledge, obscured learning, too much information, over simplifications, develop templates</p>
<p><b>Turn-Around Tactics: Education and Professional Development-Centered Strategy</b>  <a href="http://youtu.be/kbAYpsV8xSQ">http://youtu.be/kbAYpsV8xSQ</a></p>		<p>importance of education, turning around your organization, changing requirements, certifications</p>
<p><b>E-Learning, Mobile Learning, and Student Engagement</b>  <a href="http://youtu.be/mCbzZf9VaeA">http://youtu.be/mCbzZf9VaeA</a></p>		<p>media, e-community, audio, video, and PowerPoint presentations</p>
<p><b>Memoirs, Autobiography, Web 2.0, Writing Classes</b>  <a href="http://youtu.be/yl31DIAhZBU">http://youtu.be/yl31DIAhZBU</a></p>		<p>keeping web 2.0 applications organized and relevant</p>

<b>Development-Centered Strategies</b>	<b>Watch on YouTube</b>	<b>Bullet Points</b>
<p><b>Women May Self-Sabotage in E-Learning Programs</b>  <a href="http://youtu.be/GoFqdOCV2Xg">http://youtu.be/GoFqdOCV2Xg</a></p>		<p>self-sabotage, technology and tendencies of women, gadget happiness, failure to invest in technology</p>
<p><b>Merchants of Light #1</b>  <a href="http://youtu.be/Wiv8q5pXtzM">http://youtu.be/Wiv8q5pXtzM</a></p>		<p>e-learners as merchants of light</p>
<p><b>Merchants of Light #2</b>  <a href="http://youtu.be/BQ6faD1dIOM">http://youtu.be/BQ6faD1dIOM</a></p>		<p>changes in technologies and attitudes in the past and the present</p>
<p><b>Merchants of Light #3</b>  <a href="http://youtu.be/4-95Kj7RAa4">http://youtu.be/4-95Kj7RAa4</a></p>		<p>being flexible and adaptable is the key to lifelong learning</p>
<p><b>Low-Hanging Fruit: A Metaphor for Business Planning</b>  <a href="https://youtu.be/XTX4RMHW85s">https://youtu.be/XTX4RMHW85s</a></p>		<p>strategic planning</p>
<p><b>Let's Talk About Self-Acceptance – and Goal-Setting</b>  <a href="https://youtu.be/7ctj kAsfD34">https://youtu.be/7ctj kAsfD34</a></p>		<p>goal-setting guidelines</p>

<b>Development-Centered Strategies</b>	<b>Watch on YouTube</b>	<b>Bullet Points</b>
<p><b>Conquer Your Fear! Give Yourself Permission to Be Creative and to Think in an Unfettered Way</b></p> <p><a href="https://youtu.be/N8Nv60YvCTU">https://youtu.be/N8Nv60YvCTU</a></p>		<p>overcoming anxiety in the face of new technologies</p>

# FORMALIZING “LEARNINGS” REPORTS TO MAXIMIZE KNOWLEDGE TRANSFER IN YOUR COMPANY OR ORGANIZATION



**Watch on YouTube:**

<http://youtu.be/9TFJA4UnYPO>

## **Paragraph Description:**

So-called “learnings” have become a very popular way to explore lessons learned, findings, newly acquired knowledge, and applications. However, the way the “learnings” are communicated is often self-defeating because the presentation is either too facilely oversimplified, or is much too detailed, to the point that important lessons are hard to find. This video proposes developing a new report format for “Learnings” (or “Findings”) in order to standardize the process and make knowledge communication much more effective. The Learnings design document or template is intended to be very clear, with the key findings and conclusions presented at the beginning, along with a few key implications for the future. The other sections provide support for the learnings, and can include case studies, lab results, field information, literature review of previous work, summary of conceptual underpinnings, skeptical asides / ethical considerations, and implications for the future.

## **Bullet Points:**

- Design documents, standardized processes
- Implications for the future – case studies, lab results

[BACK TO CONTENTS](#) 

# TEMPLATES FOR “LEARNINGS”



**Watch on YouTube:**

<http://youtu.be/AzNSRV7Syw>

## **Paragraph Description:**

To effectively communicate “learnings” across an organization or community of interest, it is often useful to develop a template or “learnings design document.” Unfortunately, most technical writing texts do not yet address that specific need. Try to create teachings that are not over simplified and create technical writing reports.

## **Bullet Points:**

- Communicate information, knowledge, obscured learning, too much information, oversimplifications
- Develop templates

[BACK TO CONTENTS](#) 🖱️

# TURN-AROUND TACTICS: EDUCATION & PROFESSIONAL DEVELOPMENT-CENTERED STRATEGY



**Watch on YouTube:**

<http://youtu.be/kbAYpsV8xSQ>

## **Paragraph Description:**

Using education and professional development as a key element in a turn-around strategy for an entity. It is also key in equipping individuals to achieve success in a rapidly changing world.

## **Bullet Points:**

- Importance of education
- Turning around your organization,
- Changing requirements, certifications

[BACK TO CONTENTS](#) 

# E-LEARNING, MOBILE LEARNING, AND STUDENT ENGAGEMENT



**Watch on YouTube:**

<http://youtu.be/mCbfZf9VaeA>

## **Paragraph Description:**

E-Learning is a way to bring a number of different technologies and access points together. It provides the opportunity to share media in the form of PowerPoints and videos etc. as well as spontaneous media such as Webinar and WebX.

## **Bullet Points:**

Within mobile learning, sharing the following can aid in the learning process:

- Media
- Our interests to establish community
- Audio, video, and PowerPoint presentations

[BACK TO CONTENTS](#) 🖱️

# MEMOIRS, AUTOBIOGRAPHY, WEB 2.0, WRITING CLASSES



**Watch on YouTube:**

<http://youtu.be/y131DIAhZBU>

## **Paragraph Description:**

Avoid the web app jumble – develop a strategy for keeping your web 2.0 applications organized and relevant in your e-learning or e-training program. Try not to include useless applications. Be sure to only include the applications that support the website and the learning.

## **Bullet Points:**

- Develop a strategy for staying organized
- Avoid adding lots of useless applications that add clutter
- Stick to the topic of the page

[BACK TO CONTENTS](#) 



# WOMEN MAY SELF-SABOTAGE IN E-LEARNING PROGRAMS



**Watch on YouTube:**

<http://youtu.be/GoFqdOCV2Xg>

## **Paragraph Description:**

The best first step is to identify some of the ways in which women sabotage their education, their career paths, and their futures. Women need to make sure that they have the technology that is available in order to put themselves into position to succeed. It is also important to be able to manage time and often have more pressure on time and time management than men do to being more family oriented than men often are. Women should not be afraid to voice their opinions.

## **Bullet Points:**

- Self-sabotage
- Technology and tendencies of women
- Gadget happiness
- Failure to invest in technology

[BACK TO CONTENTS](#) 🖱️

# MERCHANTS OF LIGHT # 1



**Watch on YouTube:**

<http://youtu.be/Wiv8q5pXtzM>

## **Paragraph Description:**

A merchant of light is one who brings light to themselves and society by going out and seeking new ideas, thoughts etc. In an online course, a learner can be thought of as a Merchant of Light.

## **Bullet Points:**

Merchants of light seek:

- New ideas
- Books
- Thoughts
- Fabrics
- Concepts

[BACK TO CONTENTS](#) 🖱️

## MERCHANTS OF LIGHT #2



**Watch on YouTube:**

<http://youtu.be/BQ6faD1dIOM>

### **Paragraph Description:**

By looking at the past we get a glimpse at the technologies and attitudes that brought us to the present. We can see what has changed over the years but also what unites us with the past.

### **Bullet Points:**

Both the past and present:

- We get an idea for the ideas and technology that people relied upon
- We understand the pioneer spirit that unites these eras
- We further understand the innovative approach that people have continued to strive for throughout generations.

[BACK TO CONTENTS](#) 🖱️

## MERCHANTS OF LIGHT #3



**Watch on YouTube:**

<http://youtu.be/4-95Kj7RAa4>

### **Paragraph Description:**

Looking at what you had and being flexible and adaptable is key in life. It is also important to keep a philosophy of lifelong learning.

### **Bullet Points:**

Technology:

- Is transformative.
- Suits needs and ethics alike.
- Is key to the past, present, and future.

[BACK TO CONTENTS](#) 🖱️

## LOW-HANGING FRUIT: A METAPHOR FOR BUSINESS PLANNING



**Watch on YouTube:**

<https://youtu.be/XTX4RMHW85s>

### **Paragraph Description:**

Susan uses picking apples on a glorious fall day in upstate New York near Saratoga Springs as a metaphor for strategic planning.

[BACK TO CONTENTS](#) 🖱️

## LET'S TALK ABOUT SELF-ACCEPTANCE – AND GOAL-SETTING



**Watch on YouTube:**

<https://youtu.be/7ctjkAsfD34>

### **Paragraph Description:**

Susan returns to goal setting in this video clip. In order to succeed, you must have a good self concept. Good goal-setting can help.

**[BACK TO CONTENTS](#)** 🖱️

CONQUER YOUR FEAR!  
GIVE YOURSELF PERMISSION TO BE CREATIVE  
AND TO THINK IN AN UNFETTERED WAY








**Watch on YouTube:**

<https://youtu.be/N8Nv60YyCTU>


**Paragraph Description:**


Keys to success in areas where learning to use new technologies can involve creativity. Strategies for overcoming anxiety can help you.

# CHAPTER 3: TRENDS & TECHNOLOGIES

Trends & Technologies	Watch on YouTube	Bullet Points
<p><b>E-Learning Online Conference</b>  <a href="http://youtu.be/Ya87EZoNNzM">http://youtu.be/Ya87EZoNNzM</a></p>		<p>conferences, webinars, e-learning, m-learning, design, technology</p>
<p><b>Mobile Learning: Any Time Any Place</b>  <a href="http://youtu.be/hiePnxQTNFg">http://youtu.be/hiePnxQTNFg</a></p>		<p>advantages of online courses, accessibility</p>
<p><b>E-Learning, iPods, M-Learning, E-Learners</b>  <a href="http://youtu.be/Miuan2SrdiE">http://youtu.be/Miuan2SrdiE</a></p>		<p>skills, drills, exercises, computer based educations, finding new applications, be prepared</p>
<p><b>E-Learning Trends, LMS, Open Source, E-Learners</b>  <a href="http://youtu.be/mlQShZrqsM0">http://youtu.be/mlQShZrqsM0</a></p>		<p>learning management systems, ability to add in components they need, customization, interactivity</p>
<p><b>Importance of Online Web Conference on E-Learning</b>  <a href="http://youtu.be/5oklH09Jh0o">http://youtu.be/5oklH09Jh0o</a></p>		<p>virtual conference, support, questions, leadership, new strategies</p>



<b>Trends &amp; Technologies</b>	<b>Watch on YouTube</b>	<b>Bullet Points</b>
<b>New Directions, New Technologies, New Applications in E-Learning and M-Learning</b> <a href="http://youtu.be/t-KOQDi0BdY">http://youtu.be/t-KOQDi0BdY</a>	 A woman with blonde hair, wearing a red long-sleeved shirt and dark pants, stands on a tennis court. She is holding a tennis racket. The court has a blue fence in the background.	develop themes for your papers, share information with others for the areas of interest



**Watch on YouTube:**

<http://youtu.be/Ya87EZoNNzM>

### **Paragraph Description:**

It is important to attend conferences and webinars in order to create a better understanding of technology. This will allow you to keep up with the times and create a better understanding for yourself and everyone around you.

### **Bullet Points:**

- Conferences, webinars, e-learning, m-learning
- Design, technology

[BACK TO CONTENTS](#) 

# MOBILE LEARNING: ANY TIME ANY PLACE



**Watch on YouTube:**

<http://youtu.be/hiePnxQTNFg>

## **Paragraph Description:**

One clear advantage of online courses is that they can be taken from any time or place.

## **Bullet Points:**

Things that are great about mobile learning:

- Accessibility
- Ability to push yourself to learn more
- Ability to become a part of global community

# E-LEARNING, IPODS, M-LEARNING, E-LEARNERS



**Watch on YouTube:**

<http://youtu.be/Miuan2SrdiE>

## **Paragraph Description:**

Online quizzes, reviews, tests can be effective, particularly with mobile devices. But, let's back up a bit. Who takes online courses? How well do they respond to a typical online course? How can e-learning incorporate "skill and drill" effectively? Use skill and drill activities to prepare and make sure to apply these immediately. This will help you learn and retain skills.

## **Bullet Points:**

- Skills, drills, exercises
- Computer-based educations
- Finding new applications, being prepared

[BACK TO CONTENTS](#) 🖱️

# E-LEARNING TRENDS, LMS, OPEN SOURCE, E-LEARNERS



**Watch on YouTube:**

<http://youtu.be/mlQShZrqsm0>

## **Paragraph Description:**

What has Blackboard ushered in with their lawsuit against Desire2Learn? What are the implications? Has Blackboard effectively killed e-learning management system innovation? There are tradeoffs and in order for blackboard to survive they will need to be able to adapt to the new styles and new components of customization that are being put into use in present day.

## **Bullet Points:**

- Learning management systems
- Ability to add in needed components
- Customization and interactivity

# IMPORTANCE OF ONLINE WEB CONFERENCE ON E-LEARNING



**Watch on YouTube:**

<http://youtu.be/5oklH09Jh0o>

## **Paragraph Description:**

Feature e-learning from LMS considerations to ID, CMS, content, deliver, new technologies, applications, and student success.

## **Bullet Points:**

- Virtual conference, support, questions
- Leadership
- New strategies

[BACK TO CONTENTS](#) 

# NEW DIRECTIONS, NEW TECHNOLOGIES, NEW APPLICATIONS IN E-LEARNING AND M-LEARNING



**Watch on YouTube:**

<http://youtu.be/t-KOQDi0BdY>

## **Paragraph Description:**

E-learning is essentially m-learning. Within e-learning you can form meaningful relationships and interactions that assist the learning process.


## **Bullet Points:**

By sharing personal things about yourself within the e-learning sphere, you can:

- Develop themes for your papers.
- Share more information with others for the areas of interest.
- Develop a sense of interest and focus for the subject.


[BACK TO CONTENTS](#) 🖱️

## CHAPTER 4: ONLINE COMMUNITIES

Online Communities	Watch on YouTube	Bullet Points
<p><b>Using Blogs in Writing Courses: A Mashup Approach</b>  <a href="http://youtu.be/Zex4khZnFow">http://youtu.be/Zex4khZnFow</a></p>		<p>integrate media, links, graphics, and text within your writing</p>
<p><b>Learning Communities in Mobile Learning</b>  <a href="http://youtu.be/j1ObGZGKVZO">http://youtu.be/j1ObGZGKVZO</a></p>		<p>establish common interests with other learners, discuss topics within the discussion board, post videos</p>
<p><b>Training and Sports Performance Using Mobile Learning Techniques</b>  <a href="http://youtu.be/yEy4Q947EDc">http://youtu.be/yEy4Q947EDc</a></p>		<p>virtual personal trainer and goal chart, social networking, keep a virtual training log, incorporate things like diet and stretching</p>
<p><b>Mobile Learning Developments: Implications for Instruction</b>  <a href="http://youtu.be/hFdlfqjYUxY">http://youtu.be/hFdlfqjYUxY</a></p>		<p>dynamic and interactive community-based learning, online-based experiences</p>
<p><b>Best Ways to Use Web 2.0 Integrated Apps in E-Learning</b>  <a href="http://youtu.be/MAXGZeHqk00">http://youtu.be/MAXGZeHqk00</a></p>		<p>memes and viral videos, shared reception of stories</p>



# USING BLOGS IN WRITING COURSES: A MASHUP APPROACH



**Watch on YouTube:**

<http://youtu.be/Zex4khZnFow>

## **Paragraph Description:**

It can be extremely useful to use blogs in conjunction with composition, technical writing, or creative writing courses.

Some of the major benefits include the fact that you can integrate media, links, graphics, and text within your writing, and you can easily share and elicit comments and collaboration.

The blog can help you build a portfolio as well. Keep this in mind as you integrate applications and build in snippets, etc. The beauty of a blog is that it is collaborative and it lives on even after your course is over.

## **Bullet Points:**

Here are some of the things you can incorporate in your blog for writing courses:

- Images from Flickr or other social networking site
- Embedded video feed / code (from YouTube, etc)□
- Links to articles□
- Photos / graphics / maps□
- Links to article, news items, statistics (.gov sites)

- Music (can integrate with myspace samples, pandora, etc.)
- Integrate with google earth
- Include comments / feed

# LEARNING COMMUNITIES IN MOBILE LEARNING



**Watch on YouTube:**

<http://youtu.be/j1ObGZGKVZO>

## **Paragraph Description:**

Thoughts on building learning communities in mobile learning / e-learning courses. Within mobile learning you can begin to establish common interests with other learners and begin a bond that transcends the course itself

## **Bullet Points:**

Mobile learning provides the opportunity to:

- Discuss topics within the discussion board.
- Post videos concerning these topics.
- Follow-up by giving students the opportunity to research topics that genuinely interest them.

[BACK TO CONTENTS](#) 🖱️

# TRAINING AND SPORTS PERFORMANCE USING MOBILE LEARNING TECHNIQUES



**Watch on YouTube:**

<http://youtu.be/yEy4Q947EDc>

## **Paragraph Description:**

How can you learn to train for a sport using more than social networking and mobile learning in a way that's more effective than going online and endlessly searching for answers? Incorporate techniques to enhance your training; use a virtual personal trainer and goal chart.

## **Bullet Points:**

Use social networking as if it were a coach!

- Video yourself training
- Keep a virtual training log
- Incorporate things like diet and stretching.
- Together, these element will help you make the most out of mobile learning.

[BACK TO CONTENTS](#) 

# MOBILE LEARNING DEVELOPMENTS: IMPLICATIONS FOR INSTRUCTION



**Watch on YouTube:**

<http://youtu.be/hFdlfqjYUxY>

## **Paragraph Description:**

There are constant developments in the world of online learning. There will soon be an incorporation of techniques like webinars and interactive media.

## **Bullet Points:**

Strategies are ever-changing in:

- Dynamic and interactive community based learning.
- Online based experiences.

[BACK TO CONTENTS](#) 🖱️

# BEST WAYS TO USE WEB 2.0 INTEGRATED APPS IN E-LEARNING



**Watch on YouTube:**

<http://youtu.be/MAXGZeHqk00>

## **Paragraph Description:**

Memes and viral videos have grown in importance. They demonstrate the values of our society and culture and disseminate cultural knowledge.

## **Bullet Points:**

Memes and viral videos:

- Develop community
- Shared reception of stories
- Are a new kind of oral tradition

[BACK TO CONTENTS](#) 🖱️






PART 3:  
WRITING TIPS



<http://www.beyondutopia.net/writingtips>





# CHAPTER 1: GRAMMAR TO GO

Grammar to Go	Watch on YouTube	Bullet Points
<p><b>Parallelism</b>  <a href="http://youtu.be/6RG-cH-tWWs">http://youtu.be/6RG-cH-tWWs</a></p>		<p>lists, construction of sentences, verb placement</p>
<p><b>Misplaced Modifiers</b>  <a href="http://youtu.be/JhJKtmmLYEQ">http://youtu.be/JhJKtmmLYEQ</a></p>		<p>modifier errors, misplaced modifiers, creating correct sentence structures, check timing</p>
<p><b>Easily-Confused Words</b>  <a href="http://youtu.be/AOcbof210hU">http://youtu.be/AOcbof210hU</a></p>		<p>easily confused words, making sure you are using words correctly</p>
<p><b>Subjunctive: Using Proper Verb Constructions</b>  <a href="http://youtu.be/NEn6f-GK7ZE">http://youtu.be/NEn6f-GK7ZE</a></p>		<p>subjunctive, when to use certain words</p>
<p><b>Grammar Makes a Difference</b>  <a href="http://youtu.be/vZhR_7lkrGo">http://youtu.be/vZhR_7lkrGo</a></p>		<p>grammar makes a difference, understanding, being effective, being clear, sentence construction, clarity</p>

<b>Grammar to Go</b>	<b>Watch on YouTube</b>	<b>Bullet Points</b>
<p><b>Sentence Structure</b>  <a href="http://youtu.be/5jvQdS0nbVU">http://youtu.be/5jvQdS0nbVU</a></p>		<p>varying sentence structures, improving your writing, change the rhythm, combine sentences, compound sentences, complexity</p>
<p><b>Modifier Errors</b>  <a href="http://youtu.be/6R2rkGMqW0U">http://youtu.be/6R2rkGMqW0U</a></p>		<p>modifier errors, brainstorming, misplaced modifiers</p>

# PARALLELISM



**Watch on YouTube:**

<http://youtu.be/6RG-ch-tWWs>

## **Paragraph Description:**

You should know how to construct sentences so that they make sense. This is extremely important when making lists. This is also important with verb placement. It is important that your sentence and your paper are parallel.

## **Bullet Points:**

- Lists
- Construction of sentences
- Verb placement

[BACK TO CONTENTS](#) 🖱️

# MISPLACED MODIFIERS



**Watch on YouTube:**

<http://youtu.be/JhJKtmmLYEQ>

## **Paragraph Description:**

When using modifier words make sure you are using them correctly. People often put modifiers on the end of the sentence when it is not necessary and can confuse and readers. It is important to make sure these words are placed properly to avoid confusion and create a better sentence structure, as well as a greater understanding.

## **Bullet Points:**

- Modifier errors
- Misplaced modifiers,
- Creating correct sentence structures
- Check timing

[BACK TO CONTENTS](#) 🖱️

# EASILY-CONFUSED WORDS



**Watch on YouTube:**

<http://youtu.be/AOcbof2I0hU>

## **Paragraph Description:**

Make sure you know what words to use in different sentences. This will help create a clearer sentence as well as make you look more credible. You can ensure this by double checking and having someone else proofread for you.

## **Bullet Points:**

- Easily confused words
- Making sure you are using words correctly, bad, badly, etc.

[BACK TO CONTENTS](#) 🖱️

# SUBJUNCTIVE: USING PROPER VERB CONSTRUCTIONS



**Watch on YouTube:**

<http://youtu.be/NE6f-GK7ZE>

## **Paragraph Description:**

Make sure you know what words to use in different sentences. This will help create a clearer sentence as well as make you look more credible. You can ensure this by double checking and having someone else proof read for you.

## **Bullet Points:**

- Subjunctive
- When to use certain words

[BACK TO CONTENTS](#) 🖱️

# GRAMMAR MAKES A DIFFERENCE



**Watch on YouTube:**

[http://youtu.be/vZhR\\_7lkrGo](http://youtu.be/vZhR_7lkrGo)

## **Paragraph Description:**

When writing a sentence ensure that it is clear. You can do this by making sure that your sentence structure is correct. Things such as checking verb placement and modifier placements is a great place to start. This will make for a better writing and reading experience.

## **Bullet Points:**

- Grammar makes a difference
- Understanding, being effective, being clear
- Sentence construction, clarity

[BACK TO CONTENTS](#) 🖱️

# SENTENCE STRUCTURE



**Watch on YouTube:**

<http://youtu.be/5jvQdS0nbVU>

## **Paragraph Description:**

When writing it is important to get into a rhythm, so your writing doesn't seem choppy. You can do this by combining sentences or cutting run on sentences. This will create an even flow and make it easier for the reader to read and understand.

## **Bullet Points:**

- Varying sentence structures
- Improving your writing
- Change the rhythm, combine sentences, compound sentences, complexity

[BACK TO CONTENTS](#) 



# MODIFIER ERRORS



**Watch on YouTube:**

<http://youtu.be/6R2rkGMqW0U>

## **Paragraph Description:**






When using modifier words make sure you are using them correctly. People often put modifiers on the end of the sentence when it is not necessary and can confuse and readers. It is important to make sure these words are placed properly to avoid confusion and create a better sentence structure as well as a greater understanding.





## **Bullet Points:**

- Modifier errors
- Brainstorming
- Misplaced modifiers

[BACK TO CONTENTS](#) 🖱️

## CHAPTER 2: TIPS FOR WRITING RESEARCH PAPERS AND ESSAYS

<b>Tips for Writing Research Papers and Essays</b>	<b>Watch on YouTube</b>	<b>Bullet Points</b>
<b>Taking a Position Essay</b> <a href="http://youtu.be/xdvJJv5abWs">http://youtu.be/xdvJJv5abWs</a>		strategies, acknowledge reader, establish point of context, respect readers
<b>Writing Compare-Contrast</b> <a href="http://youtu.be/CONTtBFNfxc">http://youtu.be/CONTtBFNfxc</a>		Starbucks vs. Dunkin Donuts
<b>Narrative/Exemplification Essays</b> <a href="http://youtu.be/AsNqztInv7I">http://youtu.be/AsNqztInv7I</a>		narrative essays, personal experience, descriptions, scenes, situations, be expansive, pros and cons
<b>Using Evidence to Make Your Paper Persuasive</b> <a href="http://youtu.be/-6EnK1Xk4M">http://youtu.be/-6EnK1Xk4M</a>		composition tips, how to support your argument, use evidence and details to create a more persuasive argument
<b>Crafting a Good Conclusion</b> <a href="http://youtu.be/ADfBRzJqS30">http://youtu.be/ADfBRzJqS30</a>		effective conclusions, try to do more than just sum up, look toward application and future, embed imagination in the readers

<b>Tips for Writing Research Papers and Essays</b>	<b>Watch on YouTube</b>	<b>Bullet Points</b>
<b>Research Papers: When Your Sources Are Problematic</b> <a href="http://youtu.be/0MQUaMZZ6CY">http://youtu.be/0MQUaMZZ6CY</a>		problems, secondary sources, find original documents, go through the extra trouble
<b>Evidence in Essays</b> <a href="http://youtu.be/LsOZ9rqjR1k">http://youtu.be/LsOZ9rqjR1k</a>		authority, facts, testimonies, evidence, convincing your audience
<b>Authority</b> <a href="http://youtu.be/E7fd0XJ-VzM">http://youtu.be/E7fd0XJ-VzM</a>		evidence, authority, cite sources, testimonies, examples, facts, statistics
<b>Lit Reviews and Research Papers: Don't Forget the Annotated Bibliography</b> <a href="http://youtu.be/cJC3PGm5gns">http://youtu.be/cJC3PGm5gns</a>		annotated bib, purpose, collecting information through paragraph form, connect articles to your thesis, interconnecting themes with paper

# TAKING A POSITION ESSAY



**Watch on YouTube:**

<http://youtu.be/xdvJJv5abWs>

## **Paragraph Description:**

An overview of what matters in a “taking a position” essay – first-year composition. A brief introduction to rhetorical approaches. In order to take a position you need to be able to talk about how things could be different while respecting your reader. This will help keep the reader’s attention and make you seem more credible rather than ranting.

## **Bullet Points:**

- Strategies
- Acknowledge reader
- Establish point of context
- Respect readers

[BACK TO CONTENTS](#) 🖱️

# WRITING COMPARE-CONTRAST



**Watch on YouTube:**

<http://youtu.be/CONTtBFNfxc>

## **Paragraph Description:**

Comparison and contrast require you to really understand the two things you are comparing and contrasting. For example, if the topic is Starbucks versus Dunkin Donuts, compare and contrast the atmosphere, the types of coffees, or the available food in each venue.

## **Bullet Points:**

- Break down your compare-contrast essay into a list of attributes
- Brainstorm ahead

[BACK TO CONTENTS](#) 🖱️

# NARRATIVE/ EXEMPLIFICATION ESSAYS



**Watch on YouTube:**

<http://youtu.be/AsNqztInv7I>

## **Paragraph Description:**

The Squirrel Saga. How to begin a narrative essay or exemplification. The role of the story, the basis of personal experience, can help you situate your essay. Base your essay on your personal experience.

## **Bullet Points:**

- Narrative essays
- Personal experience, descriptions, scenes, situations
- Be expansive
- Pros and cons

[BACK TO CONTENTS](#) 🖱️

# USING EVIDENCE TO MAKE YOUR PAPER PERSUASIVE



**Watch on YouTube:**

[http://youtu.be/-6En\\_K1Xk4M](http://youtu.be/-6En_K1Xk4M)

## **Paragraph Description:**


You need to be able to back up your claims. Claims need to have a sense of authenticity to them in order to persuade the reader. You should know how to be able to support your argument and be able to tie it back to what you are talking about.

## **Bullet Points:**

- Composition tips
- How to support your argument
- Use evidence and details to create a more persuasive argument

[BACK TO CONTENTS](#) 🖱️

# CRAFTING A GOOD CONCLUSION



**Watch on YouTube:**

<http://youtu.be/ADfBRzJqS30>

## **Paragraph Description:**

How to write an effective conclusion in your essay or research paper. Examples discussed include Britney Spears' at the House of Blues in her "return," celebrity "train wrecks" and the underlying issues (psychological, sociological). Let's use the conclusion to reinforce metacognitive points that can be applied to other situations, to help you look at the world with fresh, new eyes.

## **Bullet Points:**

- Effective conclusions, try to do more than just sum up
- Look toward application and future
- Embed imagination in the readers

[BACK TO CONTENTS](#) 



# RESEARCH PAPERS: WHEN YOUR SOURCES ARE PROBLEMATIC



**Watch on YouTube:**

<http://youtu.be/0MQUaMZZ6CY>

## **Paragraph Description:**

Avoid reporting statistics that come from “second order” articles/reports or “derivatives.” Go back and do searches to find the original documents. It is important to do this this, because it will allow you to get straight to the source and get rid of all the news and bias that the newspaper may have. As a writer you want the facts, so you can create your own opinion rather than having to try to make a persuasive argument out of someone else’s persuasive argument.

## **Bullet Points:**

- Problems,
- Secondary sources
- Find original documents, go through the extra trouble

[BACK TO CONTENTS](#) 🖱️

# EVIDENCE IN ESSAYS



**Watch on YouTube:**

<http://youtu.be/LsOZ9rqjR1k>


## **Paragraph Description:**

Evidence is extremely important in writing a paper. Things such as facts, statistics, statistics and first hand experiences are important, because they can be strategically used to convince your audience of what you want to prove or persuade them into thinking. Make sure you know where you know where your facts are coming from and be able to prove the credibility and validity of your sources.

## **Bullet Points:**

- Authority, facts, testimonies, evidence
- Convincing your audience

[BACK TO CONTENTS](#) 🖱️



**Watch on YouTube:**

<http://youtu.be/E7fd0XJ-VzM>

### **Paragraph Description:**

The source you use should be credible and you should understand the political elements. Make sure you know the bias and makes sure you know the persons agenda. You should always understand this, so you can use it for your own persuasive goals and not against what you are writing.

### **Bullet Points:**

- Evidence, authority
- Cite sources, testimonies, examples, facts, statistics

# LIT REVIEWS AND RESEARCH PAPERS: DON'T FORGET THE ANNOTATED BIBLIOGRAPHY



**Watch on YouTube:**

<http://youtu.be/cJC3PGm5gns>

## **Paragraph Description:**






Be sure to collect information to create a description that is not simply about the article, but is also a connection to the primary thesis. You should use statements that shine light onto your paper and your thesis. This should be articulated, because it is a tool for you and a foundation for your paper and the person that will be reading your paper.






## **Bullet Points:**

- Annotated bib
- Purpose
- Collecting information through paragraph form
- Connect articles to your thesis
- Interconnecting themes with paper

[BACK TO CONTENTS](#) 

## CHAPTER 3: COMPOSITION STRATEGIES

Composition Strategies	Watch on YouTube	Bullet Points
<p><b>Writing and Putting Things in Logical Order</b>  <a href="http://youtu.be/ngH18J6GI0">http://youtu.be/ngH18J6GI0</a></p>		<p>descriptions, sequence of events, one thing leading to the next</p>
<p><b>The Process Essay</b>  <a href="http://youtu.be/GkIZo6_Qp4">http://youtu.be/GkIZo6_Qp4</a></p>		<p>processes, strategies, building, construction, steps</p>
<p><b>Comparison-Contrast Essay</b>  <a href="http://youtu.be/HBAqOPk8A18">http://youtu.be/HBAqOPk8A18</a></p>		<p>compositions tips: the comparison-contrast essay, first-year composition, essay tips and success strategies</p>
<p><b>Incorporating History/Context in Your Papers</b>  <a href="http://youtu.be/OZamtS8uHgU">http://youtu.be/OZamtS8uHgU</a></p>		<p>living history, memory triggers, historical portals</p>
<p><b>Writing for First-Year Composition: Audience Analysis</b>  <a href="http://youtu.be/uwxkLD6wo">http://youtu.be/uwxkLD6wo</a></p>		<p>audience, beliefs, expectations, relationships, thoughts</p>

<b>Composition Strategies</b>	<b>Watch on YouTube</b>	<b>Bullet Points</b>
<p><b>Persuasion</b>  <a href="http://youtu.be/02rctuJupKg">http://youtu.be/02rctuJupKg</a></p>		<p>authority, testimony, evidence, facts and statistics</p>
<p><b>Evidence</b>  <a href="http://youtu.be/09zqBjoxzi8">http://youtu.be/09zqBjoxzi8</a></p>		<p>using credible, unbiased sources</p>
<p><b>Writing an Effective Essay</b>  <a href="http://youtu.be/eUmKNA4UphU">http://youtu.be/eUmKNA4UphU</a></p>		<p>cause and effect, sequences, positive, negative</p>
<p><b>Telling a Story</b>  <a href="http://youtu.be/f2Uligl75rY">http://youtu.be/f2Uligl75rY</a></p>		<p>adding excitement and danger to your writing, personal goals</p>
<p><b>English Composition</b>  <a href="http://youtu.be/XnxcZgpMui0">http://youtu.be/XnxcZgpMui0</a></p>		<p>cause and effect, how to write effectively, working things out in your mind, alignment, research</p>

# WRITING AND PUTTING THINGS IN LOGICAL ORDER



**Watch on YouTube:**

<http://youtu.be/ngH18LJ6G10>

## **Paragraph Description:**

It is important to put things into logical order. By putting things in logical order you avoid confusion and also help create a better understanding. This can also be done by using a sequence of events. This will also keep the reader's attention and make them want to know what will happen next.

## **Bullet Points:**

- Good descriptions, bad descriptions
- Sequence of events, one thing leading to the next
- Vividness

[BACK TO CONTENTS](#) 🖱️

# THE PROCESS ESSAY



**Watch on YouTube:**

[http://youtu.be/GklZo6\\_Qp4](http://youtu.be/GklZo6_Qp4)

## **Paragraph Description:**

Tips for developing an approach for writing a process essay. Map the steps, develop a plan. This video clip discusses how. Look at the end result and the back track. Be able to trace your steps and make sure that it supports the beginning and the end of your paper. It is important that these two relate.

## **Bullet Points:**

- Processes, strategies
- Building, construction, steps

[BACK TO CONTENTS](#) 🖱️



# COMPARISON-CONTRAST ESSAY



**Watch on YouTube:**

<http://youtu.be/HBAqOPk8A18>

## **Paragraph Description:**

The key is to identify the things you will be comparing and contrasting. Think about how you will organize in a way that it will make sense. By making a list it will make it easy for you to have a quick reference while you are writing and keep you organizing. You can either describe and list everything about one side or you can go back and forth. The important thing is to make sure you are not confusing your audience or they don't get bored or lost.

## **Bullet Points:**

- Compositions tips: the comparison-contrast essay, first-year composition
- Essays, tips and success strategies

[BACK TO CONTENTS](#) 🖱️

# INCORPORATING HISTORY/CONTEXT IN YOUR PAPERS



**Watch on YouTube:**

<http://youtu.be/OZamtS8uHgU>

## **Paragraph Description:**

Thinking about living history that is not what it used to be is an important context when writing. Think about what was when writing about what is or what will be.

## **Bullet Points:**

The past:

- Triggers memories
- Gives historical portals

[BACK TO CONTENTS](#) 

# WRITING FOR FIRST-YEAR COMPOSITION: AUDIENCE ANALYSIS



**Watch on YouTube:**

<http://youtu.be/weuwxkLD6wo>

## **Paragraph Description:**

Who is your audience? Are you really writing for your audience, or, are you simply projecting your own expectations or beliefs onto them? It is important to know these, so you can get your point across and connect with your audience without offending or putting them off. You want to address the issues at hand and help them better understand through your point of view. Don't just project your own beliefs.

## **Bullet Points:**

- Audience, beliefs, expectations, relationships, thoughts

[BACK TO CONTENTS](#) 🖱️

# PERSUASION



**Watch on YouTube:**

<http://youtu.be/02rctuJupKg>

## **Paragraph Description:**

Authority, facts, testimony, evidence: all of these are used for persuasion. Arguments can use testimonies, which are people speaking about a topic. Facts and statistics can also be used as arguments.

## **Bullet Points:**

- Use authority, facts, testimony and evidence in your persuasive paper.
- It is important to connect with your reader.

[BACK TO CONTENTS](#) 🖱️



**Watch on YouTube:**

<http://youtu.be/09zqBjoxzi8>

### **Paragraph Description:**

Make sure that the authority that you use is credible and not biased. Does the writer have an agenda? If so, sometimes that can be good for your argument. Be careful because you don't want the reader to undermine your argument and persuasive goals.

### **Bullet Points:**

- Use credible sources.
- Use the bias of a source to your benefit.
- Be careful when using a biased source because the reader could undermine your source

[BACK TO CONTENTS](#) 🖱️

# WRITING AN EFFECTIVE ESSAY



**Watch on YouTube:**

<http://youtu.be/eUmKNA4UphU>

## **Paragraph Description:**

Think about what the causes are and how they can affect you or your reader. Will it be positive or will it be negative? It is important to know when and how to use these sequences properly.

## **Bullet Points:**

- Cause and effect
- Sequences
- Positive-negative

[BACK TO CONTENTS](#) 🖱️

# TELLING A STORY



**Watch on YouTube:**

<http://youtu.be/f2UIgI75rY>

## **Paragraph Description:**

In telling a story, consider having to retrieve a big blue exercise ball after it was hurled by a gust of wind over a steep, debris-filled embankment. Consider the drama, danger and difficulties as you go after it as if it were a personal mission. It's a joyous moment when you realize that the exercise ball will be a potent and ongoing reminder of a personal accomplishment (albeit a rather modest one).

## **Bullet Points:**

- Adding excitement and danger to your writing
- Personal goals

[BACK TO CONTENTS](#) 🖱️



**Watch on YouTube:**

<http://youtu.be/XnxcZgpMui0>

### **Paragraph Description:**

It is important to make a clear separation between causes and effects. If you are not able to create an effect to your cause then your writing is not going to be very believable. For this reason it is extremely important to do your research and make sure that it aligns.






### **Bullet Points:**


- Cause and effect
- How to be effective in your writing
- Working things out in your mind
- Alignment and research

[BACK TO CONTENTS](#) 🖱️



# CHAPTER 4: THE PLANNING PROCESS

The Planning Process	Watch on YouTube	Bullet Points
<p><b>Thesis Statements</b>  <a href="http://youtu.be/9l7GanVfbEs">http://youtu.be/9l7GanVfbEs</a></p>		<p>clarity in thesis statements, relate the last sentence back to the thesis</p>
<p><b>Process Essay: Composition Tips</b>  <a href="http://youtu.be/pA5P9hIp2FO">http://youtu.be/pA5P9hIp2FO</a></p>		<p>straightforward instructions, meaning of process, transformation, becoming, static beginning, moment of transformation, end point</p>
<p><b>Effective Thesis Statement: First-Year Composition</b>  <a href="http://youtu.be/xks-LJOJus">http://youtu.be/xks-LJOJus</a></p>		<p>a good thesis statement captures the imagination, helps formulate a paper, structures body paragraphs, and helps to tie in the topic sentence</p>
<p><b>Writing Process: Brainstorming – Go for the Flow...</b>  <a href="http://youtu.be/TkwEND00f40">http://youtu.be/TkwEND00f40</a></p>		<p>concepts, pit bull brainstorming, asking questions, topics, techniques</p>
<p><b>Pit Bull Brainstorming</b>  <a href="http://youtu.be/HnsL81no_0Y">http://youtu.be/HnsL81no_0Y</a></p>		<p>initial planning process of a paper, pit bull brainstorming, critical questions</p>

<b>The Planning Process</b>	<b>Watch on YouTube</b>	<b>Bullet Points</b>
<b>Planning Your Research Paper</b> <a href="http://youtu.be/Zx_BhMstdi4">http://youtu.be/Zx_BhMstdi4</a>		narrative essays, personal experience, descriptions, scenes, situations, be expansive, pros and cons

# THESIS STATEMENTS



**Watch on YouTube:**

<http://youtu.be/6RG-cH-tWWs>

## **Paragraph Description:**

When writing a thesis statement make sure that it is effective. You can do this by placing it properly. You can also make a thesis statement more effective by relating back to it throughout the paper and ensuring that your thesis is proven or at least supported heavily.

## **Bullet Points:**

- Clarity in thesis statements
- Relate the last sentence back to the thesis

[BACK TO CONTENTS](#) 🖱️

# PROCESS ESSAY: COMPOSITION TIPS



**Watch on YouTube:**

<http://youtu.be/pA5P9hIp2F0>

## **Paragraph Description:**

A process is more than just steps or instructions. It is a process in which starts being static and transforms into something new. This can be seen in something such as a recipe, because you start with ingredients, but you don't necessarily have anything to eat, but when you put everything together it is transformed into something new that in the end becomes something edible or was worth working to. Writing can be seen in the same way. You are working toward transforming your writing into something that in the end will be satisfying to both you and the reader, because the feel as if they have felt something being created in front of their eyes and they went on that journey with you.

## **Bullet Points:**

- Straightforward instructions
- Meaning of process
- Transformation, becoming, static beginning, moment of transformation, and end point

[BACK TO CONTENTS](#) 🖱️

# EFFECTIVE THESIS STATEMENT: FIRST-YEAR COMPOSITION



**Watch on YouTube:**

<http://youtu.be/xks-LJOJug>

## **Paragraph Description:**

An effective thesis is something that captures the imagination and builds a good paper. It is the building block of writing. It opens up a world of possibilities to expand and improve a paper.

## **Bullet Points:**

A good thesis statement:

- Captures the imagination.
- Helps formulate a paper.
- Structures body paragraphs.
- Helps to tie in the topic sentence.

[BACK TO CONTENTS](#) 🖱️

# WRITING PROCESS: BRAINSTORMING – GO FOR THE FLOW...



**Watch on YouTube:**

<http://youtu.be/TkwEND0Of40>

## **Paragraph Description:**

Writing process tips – using a concept/technique I like to call “Pit Bull Brainstorming.” In the invention stage, the key is to find a topic you find interesting. Pit bull brainstorming is an invention stage where you use many questions. This is great for provocative topics. This will lead to a chain of questions and help you fill in the gaps.

## **Bullet Points:**

- Pit bull brainstorming
- Asking questions, topics, techniques

[BACK TO CONTENTS](#) 🖱️

# PIT BULL BRAINSTORMING



**Watch on YouTube:**

[http://youtu.be/HnsL81no\\_0Y](http://youtu.be/HnsL81no_0Y)

## **Paragraph Description:**

Pit bull brainstorming is like a mind-map, it gives you the chance to create questions and think creatively about them. By bringing these ideas together it creates more ideas and helps with the initial planning process of a paper.

## **Bullet Points:**

Pit bull brainstorming:

- Generates ideas and content.
- Makes you ask critical questions.
- Helps you to think critically and logically about a subject.

[BACK TO CONTENTS](#) 🖱️

# PLANNING YOUR RESEARCH PAPER



**Watch on YouTube:**

[http://youtu.be/Zx\\_BhMstdi4](http://youtu.be/Zx_BhMstdi4)

## **Paragraph Description:**

Writing strategies for english composition – here is a place to start thinking about planning your research paper. Audience analysis, narrowing down your topic, coming up with a thesis are all discussed.






## **Bullet Points:**




- Topic potential, narrow your topic, descriptions
- Gather evidence
- Convince your audience, know your audience

[BACK TO CONTENTS](#) 




# CHAPTER 5: TECHNICAL WRITING

Technical Writing	Watch on YouTube	Bullet Points
<p><b>Effective Writing: Strategies and Insights</b>  <a href="http://youtu.be/80GniN_8ebs">http://youtu.be/80GniN_8ebs</a></p>		<p>write what you know, set clear goals and expectations, a clear and targeted research</p>
<p><b>Constructing an Effective Annotated Bibliography: Virginia Tech Example</b>  <a href="http://youtu.be/wlca_dokqBQ8">http://youtu.be/wlca_dokqBQ8</a></p>		<p>annotated bib, investigating violence, developing categories, creating a strong bib, psychological consequences</p>
<p><b>Technical Writing Insights</b>  <a href="http://youtu.be/TKB9WaTCboM">http://youtu.be/TKB9WaTCboM</a></p>		<p>initial literary review phases, brainstorming, discuss topics and academic sources with peers and colleagues</p>
<p><b>Rainy Tulsa Tech Talk</b>  <a href="http://youtu.be/qzJE_E2o7sR0">http://youtu.be/qzJE_E2o7sR0</a></p>		<p>technical writing, vivid descriptions, precision, accuracy, aligning descriptions with audience expectations</p>
<p><b>Technical Writing Tips</b>  <a href="http://youtu.be/NsilMTZ7N1k">http://youtu.be/NsilMTZ7N1k</a></p>		<p>incorporate two or three competing voices in your paper, provide unbiased information</p>

<b>Technical Writing</b>	<b>Watch on YouTube</b>	<b>Bullet Points</b>
<p><b>Keys for Technical Writing</b>  <a href="http://youtu.be/cmIzOkDrTMU">http://youtu.be/cmIzOkDrTMU</a></p>		<p>varying sentence structures, improving your writing, change the rhythm, combine sentences, compound sentences, complexity</p>
<p><b>Annotated Bibliography: Make Sure It Is a Foundational Piece for Your Lit Review</b>  <a href="http://youtu.be/O-EVK-owdw">http://youtu.be/O-EVK-owdw</a></p>		<p>annotated bib, purpose, collect information, long paragraph form, connecting article to thesis, answer basic questions</p>
<p><b>Rio de Janeiro and Writing Strategies</b>  <a href="http://youtu.be/8ALxfQWFwMc">http://youtu.be/8ALxfQWFwMc</a></p>		<p>descriptions of traffic and traffic noises can be valuable in technical writing</p>

# EFFECTIVE WRITING: STRATEGIES AND INSIGHTS



**Watch on YouTube:**

[http://youtu.be/8OGniN\\_8ebs](http://youtu.be/8OGniN_8ebs)

## **Paragraph Description:**

In technical writing papers you must first identify what you're going to be writing then trust yourself and the material. Write what you know, don't rush in and have a good idea for the goals of your paper so that your research can be targeted appropriately.

## **Bullet Points:**

To write effectively:

- Write what you know.
- Set clear goals and expectations for the paper.
- Have clear and targeted research.

[BACK TO CONTENTS](#) 🖱️

# CONSTRUCTING AN EFFECTIVE ANNOTATED BIBLIOGRAPHY: VIRGINIA TECH EXAMPLE



**Watch on YouTube:**

<http://youtu.be/w1cadokqBQ8>

## **Paragraph Description:**

This video discusses how to develop an effective annotated bibliography. Included is a step-by-step approach applied to the example of a paper investigating school violence, and the examples of Virginia Tech, Columbine, and theories of emulatory violence (Bandura), sociological pressures, psychological consequences of abuse, etc. How to develop categories for your annotated bibliography is discussed.

## **Bullet Points:**

- Annotated bibliography
- Investigating violence
- Developing categories
- Creating a strong bib
- Psychological consequences

[BACK TO CONTENTS](#) 



**Watch on YouTube:**

<http://youtu.be/TKB9WaTCboM>

## **Paragraph Description:**

Using Twitter in an effective way can help you to accomplish a number of things in the technical writing sphere. You can conduct an initial literary review in a social media atmosphere by interacting with peers and colleagues. You can also begin to brainstorm and narrow down a technical topic and share articles and ideas with friends. By doing these things, you can begin to use Twitter in an effective and time-efficient manner.

## **Bullet Points:**

Twitter can be very effective for:

- Initial literary review phases
- Brainstorming for narrowing a technical topic
- Interacting with peers and colleagues to discuss topics and academic sources.

# RAINY TULSA TECH TALK



**Watch on YouTube:**

<http://youtu.be/qzJEE2o7sRO>

## **Paragraph Description:**

Vivid descriptions are very important in technical writing, despite what you may think. This can help you to remain precise and to avoid generalities. The right amount of description and sufficiently technical language are critical in this style of writing and using vivid descriptions is a key way to achieve these goals.

## **Bullet Points:**

Technical writing can use vivid descriptions to aid in:

- Precision
- Accuracy
- Aligning descriptions with the expectations of the audience.

[BACK TO CONTENTS](#) 🖱️

# TECHNICAL WRITING TIPS



**Watch on YouTube:**

<http://youtu.be/NsilMTZ7N1k>

## **Paragraph Description:**

Incorporating a multiplicity of ideas, thoughts, and perspectives in your writing is essential. Include 2 or 3 competing voices to appear non-biased and thorough.

## **Bullet Points:**

It's important to consider a wide array of thoughts and ideas because:

- Without competing voices, you can appear one-sided or self-serving.
- Your writing will be more thorough and analytical.
- You lose credibility with your audience if you do not.

[BACK TO CONTENTS](#) 🖱️

# KEYS FOR TECHNICAL WRITING



**Watch on YouTube:**

<http://youtu.be/cmIzOkDrTMU>

## **Paragraph Description:**

By having an understanding and thorough grasp of clarity, purpose, and accuracy, your technical writing and be more effective.

## **Bullet Points:**

The top three attributes of technical writing are:

- Clarity
- Purpose
- Accuracy

[BACK TO CONTENTS](#) 🖱️



# ANNOTATED BIBLIOGRAPHY: MAKE SURE IT IS A FOUNDATIONAL PIECE FOR YOUR LIT REVIEW



**Watch on YouTube:**

[http://youtu.be/ O-EVK-owdw](http://youtu.be/O-EVK-owdw)

## **Paragraph Description:**

Annotated bibliographies are important, because you are able to shed light onto your paper and really highlight the importance of the articles used. This is good for the writer because it allows him or her to look back and relate what they are writing about to the research that has been done. This allows for a better paper and can really highlight what is important to you in your paper.

## **Bullet Points:**

- Annotated bibliography
- Purpose
- Collect information
- Long paragraph form
- Connecting article to thesis
- Answer basic questions

[BACK TO CONTENTS](#) 🖱️

# RIO DE JANEIRO AND WRITING STRATEGIES



**Watch on YouTube:**

<http://youtu.be/8ALxfQFwMc>

## **Paragraph Description:**

Descriptions of traffic and traffic noises can be valuable in technical writing.






## **Bullet Points:**


Things to consider in technical writing:


- Traffic itself
- Traffic noises
- Traffic itself

[BACK TO CONTENTS](#) 🖱️

# CHAPTER 6: REVISION

Revision	Watch on YouTube	Bullet Points
<p><b>Reasons for Grammar Reviews</b>  <a href="http://youtu.be/cmW8GGt2270">http://youtu.be/cmW8GGt2270</a></p>		<p>grammar, importance, native speakers, speaking correctly, communicating effectively, ethos</p>
<p><b>Revision Process: Sentences</b>  <a href="http://youtu.be/uMVjWJRpfs4">http://youtu.be/uMVjWJRpfs4</a></p>		<p>revising, fragments, run on sentences, pronouns, nouns</p>
<p><b>Peer Review</b>  <a href="http://youtu.be/31c1omeO43U">http://youtu.be/31c1omeO43U</a></p>		<p>revising, let someone else read your work, pretend to be another reader, ask questions, structural sense, relate to thesis</p>
<p><b>Sentences - 1A</b>  <a href="http://youtu.be/d8IYfXgV2Gk">http://youtu.be/d8IYfXgV2Gk</a></p>		<p>dominant impressions, patterns, relationships</p>
<p><b>Sentences - 2</b>  <a href="http://youtu.be/nzb7KRn4QtA">http://youtu.be/nzb7KRn4QtA</a></p>		<p>essays, example paragraphs, individual examples, descriptions, thesis, topics</p>

<b>Revision</b>	<b>Watch on YouTube</b>	<b>Bullet Points</b>
<p><b>Sentences - 3</b>  <a href="http://youtu.be/4qCmcaRkIxY">http://youtu.be/4qCmcaRkIxY</a></p>		<p>narration,  descriptions, clarity</p>
<p><b>Sentences - 4</b>  <a href="http://youtu.be/XZ3qeGV-2n4">http://youtu.be/XZ3qeGV-2n4</a></p>		<p>providing support to  arguments, details,  believable thesis,  descriptions, specifics</p>
<p><b>Sentences - 5</b>  <a href="http://youtu.be/6lw3cjWIXO4">http://youtu.be/6lw3cjWIXO4</a></p>		<p>topic sentences,  paragraphs, memories,  experiences</p>
<p><b>Comp Revision Strategies #1</b>  <a href="http://youtu.be/AKZnQha7yQI">http://youtu.be/AKZnQha7yQI</a></p>		<p>when to throw  something out, when  to keep it, revision,  tightening your  argument, adding,  subtracting, cut out  distractions</p>
<p><b>Comp Revision Strategies #2</b>  <a href="http://youtu.be/WALOtmNj8Ps">http://youtu.be/WALOtmNj8Ps</a></p>		<p>narrative picturing,  single items, actual  events, focus on  specifics, pivotal  moments, emotions</p>
<p><b>Revising Your Papers</b>  <a href="http://youtu.be/SJXpvsvyDTs">http://youtu.be/SJXpvsvyDTs</a></p>		<p>proofreading,  expanding your  argument</p>

<b>Revision</b>	<b>Watch on YouTube</b>	<b>Bullet Points</b>
<p data-bbox="204 296 422 326"><b>Revision Process</b></p> <p data-bbox="181 326 445 383"><a href="http://youtu.be/eMyt349xvsw">http://youtu.be/eMyt349xvsw</a></p>		<p data-bbox="758 230 1024 470">align your argument with audience expectations, add and reinforce your own opinions, attitudes and ideas, add statistics and supporting data</p>

# REASONS FOR GRAMMAR REVIEWS



**Watch on YouTube:**

<http://youtu.be/cmW8GGt2270>

## **Paragraph Description:**

Writing strategies – grammar rationale; why subject yourself to grammar reviews and exercises? A brief discussion of the benefits of focusing on grammar skills. You need to be able communicate effectively. It is important to have good grammar because it allows for clear communication and a better understanding.

## **Bullet Points:**

- Grammar importance
- Native speakers
- Speaking correctly, communicating effectively
- Ethos

[BACK TO CONTENTS](#) 🖱️

# REVISION PROCESS: SENTENCES



**Watch on YouTube:**

<http://youtu.be/uMVjWJRpfs4>

## **Paragraph Description:**

It is important to make sure that you do not have fragments or run-on sentences. These can cause confusion and are not good writing techniques. Make sure that your nouns and pronouns agree. You can do this by having someone proofread or by reading aloud. This will help with everything from sentence structure to grammar mistakes.

## **Bullet Points:**

- Revising
- Fragments
- Run-on sentences
- Pronouns and nouns

[BACK TO CONTENTS](#) 🖱️



**Watch on YouTube:**

<http://youtu.be/31c1omeO43U>

### **Paragraph Description:**

When revising your paper it is important to let someone else read your work. If you do not have anyone else to read your work try to read it out loud or try to read it through a different lens. This will allow you to get a different perspective. It is also important to make sure that the statements you are trying to prove throughout the paper are relating back to your thesis statement.

### **Bullet Points:**

- Revising
- Letting someone else read your work, pretending to be another reader
- Ask questions
- Structural sense
- Relate to thesis

[BACK TO CONTENTS](#) 🖱️



# SENTENCES - 1A



**Watch on YouTube:**

<http://youtu.be/d8IYfXgV2Gk>

## **Paragraph Description:**

Think about how to relate patterns and relationships. Create dominant impressions that will last and you can bring with you like the bags used in the videos.

## **Bullet Points:**

- Dominant impressions
- Patterns,
- Relationships

## SENTENCES - 2



**Watch on YouTube:**

<http://youtu.be/nzb7KRn4QtA>

### **Paragraph Description:**

While writing it is important to practice. You can do this by writing example paragraphs. By writing these paragraphs you will become a better writer. It is important while practicing to try individual specific examples and try to create descriptions that relate back to the thesis and topics at hand.

### **Bullet Points:**

- Essays
- Example paragraphs, individual examples
- Descriptions
- Thesis
- Topics

[BACK TO CONTENTS](#) 🖱️

## SENTENCES - 3



**Watch on YouTube:**

<http://youtu.be/4qCmcaRkIyY>

### **Paragraph Description:**

Use descriptive words and try to create a story within a paragraph. It is important to incorporate narration throughout this paragraph.

### **Bullet Points:**

- Narration
- Descriptions
- Clarity

[BACK TO CONTENTS](#) 🖱️

## SENTENCES - 4



**Watch on YouTube:**

<http://youtu.be/XZ3qeGV-2n4>

### **Paragraph Description:**

When attempting to create writings to persuade your audience you want to be able to provide details and descriptions that help create a believable thesis. By doing this you are authenticating and proving your credibility either through your experience, first hand accounts, or your research.

### **Bullet Points:**

- Providing support to arguments
- Details
- Believable thesis
- Descriptions
- Specifics

[BACK TO CONTENTS](#) 🖱️

## SENTENCES - 5



**Watch on YouTube:**

<http://youtu.be/6lw3cjWIXO4>

### **Paragraph Description:**

When making topic sentences try to create sentences that relate to memories or experiences. By doing this the writer is able to not only more effectively write the rest of the paper, but also able to create more vivid descriptions that the readers will be able to relate to.

### **Bullet Points:**

- Topic sentences
- Paragraphs
- Memories
- Experiences

[BACK TO CONTENTS](#) 🖱️

# COMP REVISION STRATEGIES #1



**Watch on YouTube:**

<http://youtu.be/AKZnQha7yQI>

## **Paragraph Description:**

You should not be afraid to take out things during your revisions. This is a large part of what makes a better paper. By adding and subtracting you are able to cut off the trimming and really tighten your paper into what you want it to be. By doing this you can get back to the core of what you were talking about and really expand into that and create a better paper in the long run.

## **Bullet Points:**

- When to throw something out, when to keep it
- Revisions
- Tightening your argument, adding, subtracting, cutting out distractions

[BACK TO CONTENTS](#) 🖱️

## COMP REVISION STRATEGIES #2



**Watch on YouTube:**

<http://youtu.be/WAL0tmNj8Ps>

### **Paragraph Description:**


Think about how to relate patterns and relationships. Create dominant impressions that will last and you can bring with you like the bags used in the videos.

### **Bullet Points:**

- Dominant impressions
- Patterns,
- Relationships

[BACK TO CONTENTS](#) 🖱️

# REVISING YOUR PAPERS



**Watch on YouTube:**

<http://youtu.be/SJXpvsyoDTs>

## **Paragraph Description:**

Revision means more than proofreading. It's an opportunity to expand and deepen your argument.

## **Bullet Points:**

Revision is an opportunity for:

- Proofreading.
- Expanding your argument.
- Elaborating on the argument of your paper.



# REVISION PROCESS



**Watch on YouTube:**

<http://youtu.be/eMyt349xvsw>



## **Paragraph Description:**




Revision is an opportunity to expand and make your argument more persuasive. It can make your argument more sound, more logical, and better suited to your audience.

## **Bullet Points:**

- Align your argument with audience expectations.
- Add and reinforce your own opinions, attitudes and ideas.
- Add statistics and supporting data.
- Reinforce your argument.

# CHAPTER 7: WRITING EXERCISES

Writing Exercises	Watch on YouTube	Bullet Points
<p><b>Definition Essay</b>  <a href="http://youtu.be/3A-2SrM85Vg">http://youtu.be/3A-2SrM85Vg</a></p>		<p>definition essay,            analyze your goals or            dreams and your            interests</p>
<p><b>Cause #1</b>  <a href="http://youtu.be/IZeVryWB5RA">http://youtu.be/IZeVryWB5RA</a></p>		<p>analyze the situation            with the weatherman            and nature</p>
<p><b>Seated</b>  <a href="http://youtu.be/vubodZsq6ho">http://youtu.be/vubodZsq6ho</a></p>		<p>cause and effect essay,            emotional elements,            humanizing of your            decisions</p>
<p><b>Wheelbarrow</b>  <a href="http://youtu.be/W1LF1T0p2gE">http://youtu.be/W1LF1T0p2gE</a></p>		<p>use vivid descriptions            in the intro to your            essay</p>
<p><b>Tennis: Descriptive Paragraph</b>  <a href="http://youtu.be/9fo6XgkICIU">http://youtu.be/9fo6XgkICIU</a></p>		<p>write a paragraph            describing your room,            delve into emotional            connections to objects</p>

<b>Writing Exercises</b>	<b>Watch on YouTube</b>	<b>Bullet Points</b>
<p><b>Tennis #1</b>  <a href="http://youtu.be/PbVsJbJWRhM">http://youtu.be/PbVsJbJWRhM</a></p>		<p>write about your favorite place using descriptive language</p>
<p><b>Tennis #2</b>  <a href="http://youtu.be/bTST33z3WsU">http://youtu.be/bTST33z3WsU</a></p>		<p>think of an activity like tennis that is useful in multiple ways</p>
<p><b>Compare-Contrast Wheelbarrows</b>  <a href="http://youtu.be/OQ0pHP4K1cI">http://youtu.be/OQ0pHP4K1cI</a></p>		<p>create a compare-contrast matrix and list out the attributes of each</p>

# DEFINITION ESSAY



**Watch on YouTube:**

<http://youtu.be/3A-2SrM85Vg>

## **Paragraph Description:**

Use descriptive words and try to create a story within a paragraph. It is important to incorporate narration throughout this paragraph.

## **Bullet Points:**

- Narration
- Descriptions
- Clarity

# CAUSE #1



**Watch on YouTube:**

<http://youtu.be/IZeVryWB5RA>

## **Paragraph Description:**

What causes what? When you analyze the situation with the weatherman and nature you will have a chance to look at the causes of both. In the end you decided who controls nature.

## **Bullet Points:**

- What causes things to happen?
- Analyze the situation with the weatherman and nature.



**Watch on YouTube:**

<http://youtu.be/vubodZsq6ho>

**Paragraph Description:**

More information about the cause and effect essay. To appeal to your audience use the emotional elements. What was going on in your life at the time and what made that so important?

**Bullet Points:**

- Talk about the humanizing of your decisions.
- Instead of listing causes and decisions you can use the emotional elements as well.
- Appeal to the audience by focusing on the emotional side.



**Watch on YouTube:**

<http://youtu.be/W1LF1T0p2gE>

### **Paragraph Description:**

Think about where every essay starts. It is important to start off with an interesting, vivid description. Include things that help to engage the reader like your surroundings.

### **Bullet Points:**

- Be very descriptive in the intro to your essay.
- Include the thesis but also make it interesting and captivating for the reader.

# TENNIS: DESCRIPTIVE PARAGRAPH



**Watch on YouTube:**

<http://youtu.be/9fo6XgkICIU>

## **Paragraph Description:**

In the descriptive paragraph, you are supposed to describe your room. It is important to not only think about the physical descriptions of what is in the room but also the emotions behind them. How do the objects in your room make you feel and what makes them special?

## **Bullet Points:**

- Describe your room.
- Be sure to include the objects in the room but also the emotions associated with them.
- How does it make you feel?

[BACK TO CONTENTS](#) 🖱️





**Watch on YouTube:**

<http://youtu.be/PbVsJbJWRhM>

### **Paragraph Description:**

Write about your favorite place. When you are thinking about this, think about what you are doing there, and the experiences you've had there. Include the concrete descriptions and use the specific places.

### **Bullet Points:**

- Use descriptive language when talking about your favorite place.
- Be sure to include the experiences you've had there as well as the concrete descriptions.

**[BACK TO CONTENTS](#)** 🖱️

## TENNIS #2



**Watch on YouTube:**

<http://youtu.be/bTST33z3WsU>

### **Paragraph Description:**

The tennis court gives us a good example of a useful activity. A useful activity is one that really compounds the usefulness. Try to address not only one thing but one activity that addresses multiple things at once. Really enjoy what you are doing and try to make it a self-discovery exercise.

### **Bullet Points:**

- Think of an activity like tennis that is useful in multiple ways.
- Use this in your writing to address more things at once.
- Have fun and discover more about yourself.

[BACK TO CONTENTS](#) 🖱️

# COMPARE-CONTRAST WHEELBARROWS



**Watch on YouTube:**

<http://youtu.be/OQ0pHP4K1cl>





## **Paragraph Description:**






When comparing and contrasting, create a matrix and list out the attributes of each. Also, list why you are doing this in the first place and what you want to accomplish.



## **Bullet Points:**

- List the attributes in a matrix.
- Answer why you are doing this in the first place.

# CHAPTER 8: "BESTRANGEMENT" IN EVERYDAY LIFE: LOOKING AT THE WORLD IN A NEW WAY

"Bestrangement" in Everyday Life	Watch on YouTube	Bullet Points
<p><b>Authenticity in the Writing Process and Communication</b>  <a href="http://youtu.be/rPvpSs040yE">http://youtu.be/rPvpSs040yE</a></p>		<p>authenticity can be constructed, everything can be considered a construct, create a voice that interacts with the reader that makes them feel an authentic experience, create emotions</p>
<p><b>Architecture &amp; Traffic: Describing the City and Your Life</b>  <a href="http://youtu.be/bjDmakSYcng">http://youtu.be/bjDmakSYcng</a></p>		<p>focus on more than physical aspects like architecture, think about aspects of the city that affect you such as energy and activities, provide vivid descriptions</p>
<p><b>Writing Vivid Descriptions</b>  <a href="http://youtu.be/3KT3ZoC6MeY">http://youtu.be/3KT3ZoC6MeY</a></p>		<p>painting a picture, connecting with the reader</p>
<p><b>Purpose of Writing: Learning How Your Own Mind Perceives the World</b>  <a href="http://youtu.be/LoDgmNcD9ps">http://youtu.be/LoDgmNcD9ps</a></p>		<p>writing is a heuristic that allows you to learn about yourself</p>

<b>“Bestrangement” in Everyday Life</b>	<b>Watch on YouTube</b>	<b>Bullet Points</b>
<b>Writing Tranquility Part 1</b> <a href="http://youtu.be/aQVdTgcfwNE">http://youtu.be/aQVdTgcfwNE</a>		8-step process of writing
<b>Writing Tranquility Part 2</b> <a href="http://youtu.be/IOFt-0VwNm0">http://youtu.be/IOFt-0VwNm0</a>		the inside of something can be very different than the surface, when writing, it is important to showcase the hidden
<b>Writing Thoughts</b> <a href="http://youtu.be/mLcGNUYOdeQ">http://youtu.be/mLcGNUYOdeQ</a>		know yourself, don't get caught up in social medias, ask yourself why you are taking this course and what you can learn from it
<b>Bestrangement</b> <a href="http://youtu.be/bZHn71Stg00">http://youtu.be/bZHn71Stg00</a>		get the reader to look at the writing from a different viewpoint, make the reader use their imagination to try and figure out what it is that you are describing
<b>Shadygrove</b> <a href="http://youtu.be/UHne60pJQQI">http://youtu.be/UHne60pJQQI</a>		effect of technology in your everyday life

<b>“Bestrangement” in Everyday Life</b>	<b>Watch on YouTube</b>	<b>Bullet Points</b>
<p><b>Birdhouse</b>  <a href="http://youtu.be/55q_gBo5lJ4">http://youtu.be/55q_gBo5lJ4</a></p>		<p>a key to writing effectively is arousing curiosity and making the reader ask questions</p>
<p><b>Writing, Memoirs, and the Development of Empathy</b>  <a href="http://youtu.be/2TtZ4lvvx10">http://youtu.be/2TtZ4lvvx10</a></p>		<p>using literature to help understand how others are feeling</p>

# AUTHENTICITY IN THE WRITING PROCESS AND COMMUNICATION



**Watch on YouTube:**

<http://youtu.be/rPvpSs040yE>

## **Paragraph Description:**

While you begin to talk about your feelings then the audience will follow along and feel these emotions with you. Things do not have to be real in order for them to feel authentic. You can describe items that are not real, but if you can create a sense of believability then you can create a sense of authenticity.

## **Bullet Points:**

- Authenticity can be constructed, everything can be considered a construct
- Create a voice that interacts with the reader that makes them feel an authentic experience
- Create emotions

[BACK TO CONTENTS](#) 🖱️

# ARCHITECTURE & TRAFFIC: DESCRIBING THE CITY AND YOUR LIFE



**Watch on YouTube:**

<http://youtu.be/bjDmakSYcng>

## **Paragraph Description:**

Different scenes within the same place can give you different impressions of the place and yourself. If you are writing about a city, for example, don't just talk about the architecture. You should talk about the activities that go on and the different elements and energies that affect you as an inhabitant and a writer.

## **Bullet Points:**


To effectively describe a city:

- Focus on more than physical aspects like architecture.
- Think critically about aspects of the city that affect you such as energy and activities.
- This will help you provide a more vivid description.

[BACK TO CONTENTS](#) 🖱️



# WRITING VIVID DESCRIPTIONS



**Watch on YouTube:**

<http://youtu.be/3KT3ZoC6MeY>

## **Paragraph Description:**

Writing vivid descriptions means something comes alive when you write about and forges connections between the past, present, and future.

## **Bullet Points:**

Writing a vivid description:

- Paints a picture.
- Resonates.
- Animates the inner self .
- Means something to the writer and their audience.

[BACK TO CONTENTS](#) 🖱️

# PURPOSE OF WRITING: LEARNING HOW YOUR OWN MIND PERCEIVES THE WORLD



**Watch on YouTube:**

<http://youtu.be/LodgmNcD9ps>

## **Paragraph Description:**

Writing is more than a requirement; writing is a heuristic that allows you to learn about yourself.

## **Bullet Points:**

Writing allows one to:

- Learn about the world around them.
- Learn about the way their mind perceives the world around them.
- Grow as a person.

[BACK TO CONTENTS](#) 

# WRITING TRANQUILITY PART 1



**Watch on YouTube:**

<http://youtu.be/aQVdTgcfwN>


## **Paragraph Description:**

The 8-step process of writing is essential to writing a well-written essay. Internalizing the process will help you when writing in a small group setting as well as writing on your own. Going through and checking off each individual step while writing is a great way to stay focused.

## **Bullet Points:**

- Use the 8-step process when writing.
- Using these steps every day will help you begin to internalize them.
- Using these steps will help when writing by yourself and with a small group.

## WRITING TRANQUILITY PART 2



**Watch on YouTube:**

<http://youtu.be/IOFt-0VwNm0>

### **Paragraph Description:**

Things are sometimes very different on the inside than on the surface. There are many different ways to perceive things. In writing it is important to bring the hidden to the surface, this can make the writing more exciting. It is also important to interject your own opinions.

### **Bullet Points:**

- The inside of something can be very different than the surface.
- Recognize that everything can be perceived in different ways.
- When writing, it is important to showcase the hidden.

[BACK TO CONTENTS](#) 🖱️



**Watch on YouTube:**

<http://youtu.be/mLcGNUYOdeQ>

### **Paragraph Description:**

Who are you? It is important to know yourself and talk with yourself about yourself. Being so consumed with our social medias, we don't take the time to know ourselves. Use this course as a chance to learn more about yourself and what you can do with your life.

### **Bullet Points:**

- Know yourself.
- Don't get caught up in social medias.
- Ask yourself why you are taking this course and what you can learn from it.

[BACK TO CONTENTS](#) 🖱️



**Watch on YouTube:**

<http://youtu.be/bZHn71Stg00>

### **Paragraph Description:**

Writing captures people's imagination. If you can get the reader to look at things in a different way they will be more captivated by the writing. Try to lead the reader into discovering what it is you are describing in your writing by keeping them interested.

### **Bullet Points:**

- Try to get the reader to look at the writing from a different viewpoint.
- Make the reader use their imagination to try and figure out what it is that you are describing.

[BACK TO CONTENTS](#) 🖱️



**Watch on YouTube:**

<http://youtu.be/UHne60pJQQI>

### **Paragraph Description:**

In this modern day with all of the technology we have at our fingertips, it can be hard to get away from all of that. When doing your writing, think about how even in nature it can be hard to remove ourselves from the “clicking.” What has electronics-laden life done to you and how has it affected you, your family and human relations? What does that mean to you?

### **Bullet Points:**

- How has the technology that is so readily available affected your life?
- What does this mean to you?
- Think about how even when you are in nature you still are connected to technology.

**[BACK TO CONTENTS](#)** 🖱️



**Watch on YouTube:**

[http://youtu.be/55q\\_gBo5IJ4](http://youtu.be/55q_gBo5IJ4)

### **Paragraph Description:**

A key to writing effectively is arousing curiosity and making the reader ask questions. Then it is important to answer those questions and reveal something about yourself while being honest and authentic.

### **Bullet Points:**

- Arouse curiosity for your reader.
- Answer the questions the reader might have.
- Real information about yourself.

[BACK TO CONTENTS](#) 🖱️



# WRITING, MEMOIRS, AND THE DEVELOPMENT OF EMPATHY



**Watch on YouTube:**

<http://youtu.be/2TtZ4lvvx10>






## **Paragraph Description:**







Writing and reading memoirs and autobiography can help develop empathy. By extension, how and why it is possible to learn vicariously, which is effective in e-learning programs. One way to try and understand how people are feeling is to use literature and also get inside the experience of the person. This is one great reason to write memoirs.

## **Bullet Points:**

- Writing memoirs can help develop empathy.
- Using literature can help understand how others are feeling.

# CHAPTER 9: FODDER FOR JOURNALING: STOP AND EXPRESS YOURSELF!

Fodder for Journaling	Watch on YouTube	Bullet Points
<p><b>Vivid Descriptions</b>  <a href="http://youtu.be/5CSDxkB4OEM">http://youtu.be/5CSDxkB4OEM</a></p>		<p>composition,  descriptions, essays,  vividness</p>
<p><b>The Right Word Is Just the Right Thing</b>  <a href="http://youtu.be/ubvBybkSJfA">http://youtu.be/ubvBybkSJfA</a></p>		<p>descriptive words,  vividness, images</p>
<p><b>Three Things That Matter in Writing</b>  <a href="http://youtu.be/ZPNvyMTA98Q">http://youtu.be/ZPNvyMTA98Q</a></p>		<p>clarity, self-disclosure,  authenticity</p>
<p><b>What's the Purpose of Writing Memoirs and Autobiographies?</b>  <a href="http://youtu.be/vjt4VzAVvj4">http://youtu.be/vjt4VzAVvj4</a></p>		<p>purpose, exploring,  telling stories,  authenticity, appealing  to certain audiences,  think about the reader</p>
<p><b>Writing Strategies</b>  <a href="http://youtu.be/EvBu_uFIKUsc">http://youtu.be/EvBu_uFIKUsc</a></p>		<p>how to succeed, keep  in mind writing is a  process, multistages,  outline, gathering  facts, revising</p>

<b>Fodder for Journaling</b>	<b>Watch on YouTube</b>	<b>Bullet Points</b>
<p><b>Social Media and English Composition</b>  <a href="http://youtu.be/5YWUuJY2q5I">http://youtu.be/5YWUuJY2q5I</a></p>		<p>social media and writing, discussion boards, using social networking sites like Facebook, Twitter, and LinkedIn</p>
<p><b>Rio de Janeiro and Vivid Descriptions</b>  <a href="http://youtu.be/ZX7PsgWEbeE">http://youtu.be/ZX7PsgWEbeE</a></p>		<p>effective descriptive writing</p>
<p><b>Rio de Janeiro and Writing About Travel</b>  <a href="http://youtu.be/OxzxPb17XCc">http://youtu.be/OxzxPb17XCc</a></p>		<p>personal experiences, concrete details such as shops and drink stands in the location</p>
<p><b>Writing from Rio de Janeiro</b>  <a href="http://youtu.be/fzs0iJXLByE">http://youtu.be/fzs0iJXLByE</a></p>		<p>using concrete details and all of the senses</p>
<p><b>Writing and Invention: Be Bold</b>  <a href="http://youtu.be/u6dEyzDYf4A">http://youtu.be/u6dEyzDYf4A</a></p>		<p>try new things, don't self-censor, let your thoughts flow</p>
<p><b>Writing About Leaving Home</b>  <a href="http://youtu.be/Od-FvGZimXw">http://youtu.be/Od-FvGZimXw</a></p>		<p>analyze the cause of leaving home and its effects</p>

<b>Fodder for Journaling</b>	<b>Watch on YouTube</b>	<b>Bullet Points</b>
<p><b>Walkway</b>  <a href="http://youtu.be/YBX81nqsn7Q">http://youtu.be/YBX81nqsn7Q</a></p>		<p>cause and effect essay,  analyze major decision  points in your life</p>
<p><b>American Dream</b>  <a href="http://youtu.be/-b1Kc51jlgM">http://youtu.be/-b1Kc51jlgM</a></p>		<p>the American dream  and education, think  about what empowers  you and how  education has  impacted your life</p>

# VIVID DESCRIPTIONS



**Watch on YouTube:**

<http://youtu.be/5CSDxkB4OEM>

## **Paragraph Description:**

Vivid descriptions are vital to good writing. They are important, because it helps the reader understand what you are talking about and makes your writing vivid. By doing this you will appeal to the readers' senses and they will want to continue reading.

## **Bullet Points:**

- Descriptions
- Essays
- Vividness

[BACK TO CONTENTS](#) 🖱️

# THE RIGHT WORD IS JUST THE RIGHT THING



**Watch on YouTube:**

<http://youtu.be/ubvBybkSJfA>

## **Paragraph Description:**

When the big blue exercise ball sailed into the ravine, what words could Susan use to express what had happened? What were the words that would create just the right “speaking picture” (to use Sir Philip Sidney’s phrase from “The Art of Poesy”) ... and to create the image “ut poesis pictura” – Horace’s famous adage, which means, “from poetry, a picture.” Descriptive words help to create images and a sense of vividness for the reader that will help keep their attention and create a feeling of authenticity.

## **Bullet Points:**

- Descriptive words
- Vividness
- Images

[BACK TO CONTENTS](#) 🖱️

# THREE THINGS THAT MATTER IN WRITING



**Watch on YouTube:**

<http://youtu.be/ZPNvyMTA98Q>

## **Paragraph Description:**

Clarity, self-disclosure, and authenticity are extremely important to writing because they allow you to create clear pictures. They also allow you to talk about someone else while relating to yourself and making connections through situational learning. You are also able to talk about emotions and engage emotions which can help create a sense of authenticity. This is important, because it makes it feel real for the reader and not just something made up because they can really relate to it.

## **Bullet Points:**

- Clarity
- Self-disclosure
- Authenticity

[BACK TO CONTENTS](#) 🖱️

# WHAT'S THE PURPOSE OF WRITING MEMOIRS AND AUTOBIOGRAPHIES?



**Watch on YouTube:**

<http://youtu.be/vjt4VzAVyj4>

## **Paragraph Description:**

This is a discussion of the purpose and uses of memoirs and autobiographies; considerations in telling one's own story. It is not only important to tell your own story when doing an autobiography, but it is also important to think about who is reading it and writing for the purpose they have of reading it. You want to not only write about what is important to you, but what will be important to them as well. You should allow the reader to put up some sort of barriers and also create some sort of disclosure that way the reader feels like there is some authenticity and you are not sharing everything with them and give them and yourself space.

## **Bullet Points:**

- Purpose
- Exploring, telling stories
- Authenticity
- Appealing to certain audiences, thinking about the reader

[BACK TO CONTENTS](#) 🖱️





**Watch on YouTube:**

<http://youtu.be/EvBuuFlKUsc>

## **Paragraph Description:**

Do not try to take shortcuts. Your shortcut is doing the research, revising, and sharing. By doing this you will be able to create a better paper and it will allow for a much easier writing process rather than procrastinating. By doing the research and discussing it will allow you to better understand and better communicate what you are thinking into your writing.

## **Bullet Points:**

- How to succeed
- Keep in mind writing is a process
- Multistages
- Outline
- Gathering facts
- Revising

# SOCIAL MEDIA AND ENGLISH COMPOSITION



**Watch on YouTube:**

<http://youtu.be/5YWUuJY2q5I>

## **Paragraph Description:**

Social media and writing; discussing using social media for effective writing. At the core of social media is communication and the opportunity to write. By using social networking sites like Facebook, Twitter, and LinkedIn, you can get into a conversation with peers to receive feedback on your work.


## **Bullet Points:**

Social media can help in receiving feedback by:

- Acting as a motivator rather than a distractor.
- Utilizing discussion boards, and other social networking sites.
- Planning well and knowing your audience.

[BACK TO CONTENTS](#) 

# RIO DE JANEIRO AND VIVID DESCRIPTIONS



**Watch on YouTube:**

<http://youtu.be/ZX7PsgWEbeE>

## **Paragraph Description:**

When writing vivid descriptions, don't limit yourself to the way things are – think about the way they will be in the future!

## **Bullet Points:**

For effective descriptive writing:

- Envision the future.
- Think about how things will look, feel etc.
- Relate this to how this will affect the reader.

[BACK TO CONTENTS](#) 🖱️

# RIO DE JANEIRO AND WRITING ABOUT TRAVEL



**Watch on YouTube:**

<http://youtu.be/OxzxPb17XCs>

## **Paragraph Description:**

Writing about travel is best when it stems from experiences.

## **Bullet Points:**

To write about travel you should consider:

- Experiences themselves
- Concrete details such as the wonderful shops and drink stands in the location

# WRITING FROM RIO DE JANEIRO



**Watch on YouTube:**

<http://youtu.be/fzs0iJXLByE>

## **Paragraph Description:**

Writing in a concrete manner should utilize all of the senses.

## **Bullet Points:**

Writing should utilize:

- Concrete details
- All of the senses

## WRITING AND INVENTION: BE BOLD



**Watch on YouTube:**

<http://youtu.be/u6dEyzDYf4A>

### **Paragraph Description:**

More information about the cause and effect essay. To appeal to your audience use the emotional elements. What was going on in your life at the time and what made that so important?

### **Bullet Points:**

- Talk about the humanizing of your decisions.
- Instead of listing causes and decisions you can use the emotional elements as well.
- Appeal to the audience by focusing on the emotional side.

[BACK TO CONTENTS](#) 🖱️

# WRITING ABOUT LEAVING HOME



**Watch on YouTube:**

<http://youtu.be/Od-FvGZimXw>

## **Paragraph Description:**

Talking about leaving home and analyzing the cause of leaving and the effects of doing so can be a worthwhile exercise. It gives you the chance to do an inventory of causal agents and to think critically about the experience and how it affected you.

## **Bullet Points:**

By thinking about leaving home, you get the chance to:

- Sit back and take stock of your situation.
- Find meaningful elements in your decision to leave home.

[BACK TO CONTENTS](#) 🖱️



**Watch on YouTube:**

<http://youtu.be/YBX81nqsn7Q>

### **Paragraph Description:**

The cause and effect essay gives us a chance to analyze major decision points in your life. Think about what made you make the decisions you made in your life and why. Look at the step-by-step process of what influenced the decision, what were the causes, and what were the effects.

### **Bullet Points:**

- Think about major decisions in your life.
- What made you make those decisions?
- What were the causes and effects of each?

[BACK TO CONTENTS](#) 🖱️



# AMERICAN DREAM



**Watch on YouTube:**

<http://youtu.be/-b1Kc51jlgM>

## **Paragraph Description:**






What is the American Dream? The American dream is about making something out of yourself and that you are in control. Think about what empowers you, how education has impacted your life, and what changes you and helps you arrive at your American dream.





## **Bullet Points:**

- Describe your American dream.
- The American dream is about making something out of yourself.
- What empowers you?

[BACK TO CONTENTS](#) 🖱️

## CHAPTER 10: YOUR WRITING CLASS

Your Writing Class	Watch on YouTube	Bullet Points
<p><b>Writing Class Welcome</b>  <a href="http://youtu.be/9m3f4atQJvE">http://youtu.be/9m3f4atQJvE</a></p>		<p>new learning techniques, new territories, fully develop thoughts, analyze, become a better writer</p>
<p><b>Your Book and Your Writing Class</b>  <a href="http://youtu.be/7E8pzYd9Mgs">http://youtu.be/7E8pzYd9Mgs</a></p>		<p>composition tips, guidebooks, descriptive essays, your book is your friend</p>
<p><b>Your Writing Textbook – Worth Its Weight in Gold!</b>  <a href="http://youtu.be/Z5XbvGvRyM8">http://youtu.be/Z5XbvGvRyM8</a></p>		<p>what to keep next to you, your book, what you're writing about, your book is your friend</p>
<p><b>Audience, Arguments, Counter-Arguments: Writing Courses</b>  <a href="http://youtu.be/clzjP64hn_o">http://youtu.be/clzjP64hn_o</a></p>		<p>counter arguments, taking positions, other perspective, credibility</p>
<p><b>Writing – May 4-5</b>  <a href="http://youtu.be/toFEdpX0pq4">http://youtu.be/toFEdpX0pq4</a></p>		<p>counter arguments, causes and effects, taking positions, other perspectives, credibility</p>

<b>Your Writing Class</b>	<b>Watch on YouTube</b>	<b>Bullet Points</b>
<p><b>Writing: Making Meaning with Text, Signs, Semiotics</b>  <a href="http://youtu.be/ESLt6jctIIA">http://youtu.be/ESLt6jctIIA</a></p>		<p>making meaning, relating signs, language, symbols, specifics, mental images</p>
<p><b>Learning To Like Writing Courses</b>  <a href="http://youtu.be/0tZAlGKuORg">http://youtu.be/0tZAlGKuORg</a></p>		<p>writing effectively, writing under pressure, look at many things in life from different lenses</p>
<p><b>Peer Review: First-Year Composition</b>  <a href="http://youtu.be/jriHqL20fzI">http://youtu.be/jriHqL20fzI</a></p>		<p>receive feedback for your writing, see peer review as an opportunity to improve your writing and further understand your audience</p>
<p><b>Writing Course: Process Essay Tips</b>  <a href="http://youtu.be/haJKVNtpPss">http://youtu.be/haJKVNtpPss</a></p>		<p>process has a static beginning point, a moment of transformation or flux, and an endpoint</p>

# WRITING CLASS WELCOME



**Watch on YouTube:**

<http://youtu.be/9m3f4atQJvE>

## **Paragraph Description:**

As you prepare to take this writing course, please keep in mind that writing is about thinking and learning how to think in new ways. Explore new intellectual territories and let the adventure animate you, and let yourself think the thoughts that you had not fully developed. In terms of ways of viewing the world, it is very useful to enter into new mindsets for a moment and to relate to others' writings. It will give you a richer and fuller vocabulary of experience and discursive expression.

## **Bullet Points:**

- New learning techniques
- New territories
- Fully develop thoughts
- Analyze
- Become a better writer

[BACK TO CONTENTS](#) 

# YOUR BOOK AND YOUR WRITING CLASS



**Watch on YouTube:**

<http://youtu.be/7E8pzYd9Mgs>

## **Paragraph Description:**

Use your book to create patterns. To be effective you have to be a good reader because you create an understanding within yourself, so you can communicate the understanding to your reader. This will allow you to become a better writer and better understand your audience as well.

## **Bullet Points:**

- Composition tips
- Guidebooks
- Descriptive essays
- Your book is your friend

# YOUR WRITING TEXTBOOK – WORTH ITS WEIGHT IN GOLD!



**Watch on YouTube:**

<http://youtu.be/Z5XbvGvRyM8>

## **Paragraph Description:**

Your writing textbook – don't leave home without it! Since it weighs a lot, you can always get the mp3 files for your portable player (smartphone, mp3 player, laptop, iPod, iPhone, etc.) Your textbook is a valuable guide. It will help you succeed in your composition classes. Keep in mind that you have to be able you know how to appeal to readers.

## **Bullet Points:**

- What to keep next to you
- Your book
- What you're writing about
- Your book is your friend

[BACK TO CONTENTS](#) 🖱️

# AUDIENCE, ARGUMENTS, COUNTER-ARGUMENTS: WRITING COURSES



**Watch on YouTube:**

[http://youtu.be/clzjP64hn\\_o](http://youtu.be/clzjP64hn_o)

## **Paragraph Description:**

If you do not acknowledge other points of view, you will lose credibility with your audience. One way to lose credibility with your audience is to have no idea who your audience is. You should have a sense of who they are, their values, demographics, etc. Also, be sure you have an idea of what you'd like your audience to do. When your readers read your argument, do you want them to act? Develop a multipronged strategy for persuasion.

## **Bullet Points:**

- Counter arguments
- Taking positions
- Other perspectives
- Credibility

[BACK TO CONTENTS](#) 🖱️



**Watch on YouTube:**

<http://youtu.be/toFEdpx0pq4>

### **Paragraph Description:**

Make sure when writing you don't show an unwillingness to look at other views. Make sure you know who your audience is and what type of people you are writing toward. Think about what you would like these people to do with the emotions. Don't just support your argument, use logic and analyzing situations, so you can have a strategy for persuasion.

### **Bullet Points:**

- Counter arguments
- Causes and effects
- Taking positions
- Other perspectives
- Credibility

[BACK TO CONTENTS](#) 🖱️



# WRITING: MAKING MEANING WITH TEXT, SIGNS, SEMIOTICS



**Watch on YouTube:**

<http://youtu.be/ESLt6jctIIA>

## **Paragraph Description:**

More postmodern-inflected writing strategies incorporate some of the ideas of Barthes, Rorty, and Berkeley in addressing challenges in writing something that really grabs your reader – something that feels “real.” Reflect on how you create and perceive the “real” and, conversely, the “not real.”

## **Bullet Points:**

- Making meaning
- Relating signs, language, and symbols
- Specifics
- Mental images

[BACK TO CONTENTS](#) 🖱️

# LEARNING TO LIKE WRITING COURSES



**Watch on YouTube:**

<http://youtu.be/0tZAIGKuORg>

## **Paragraph Description:**

A writing course can be a daunting task. Yet there are plenty of benefits from teaching you to write under pressure to allowing you to write effectively about the things that you love.

## **Bullet Points:**

Writing courses give you the tools to:

- Write effectively.
- Write under pressure (like in a test-taking atmosphere).
- Look at many things in life from different lenses.
- Write and describe the things that you love.

[BACK TO CONTENTS](#) 🖱️

# PEER REVIEW: FIRST-YEAR COMPOSITION



**Watch on YouTube:**

<http://youtu.be/jriHqL20fzI>

## **Paragraph Description:**

Peer review is an opportunity to receive feedback for your writing. Understand that it is not something to be dreaded, instead see it as an opportunity to improve your writing and further understand your audience.

## **Bullet Points:**

Peer review allows you to:

- Correct mistakes
- Target your audience.
- Write more persuasively.

[BACK TO CONTENTS](#) 🖱️

# WRITING COURSE: PROCESS ESSAY TIPS



**Watch on YouTube:**

<http://youtu.be/haJKVNtpPss>

## **Paragraph Description:**

A process essay can be straightforward and easy to write. By understanding the stages of a process essay you can elaborate on more than simply the steps of the process, you can invoke a feeling.

## **Bullet Points:**

Process has:

- A static beginning point
- A moment of transformation or flux
- An endpoint

[BACK TO CONTENTS](#) 🖱️

PART 4:

YOUR VIDEOS ON TRAVEL,  
HISTORY, NATURE, AND CULTURE:  
A TREASURE TROVE OF  
REFLECTIONABLE KNOWLEDGE



# YOUR VIDEOS ON TRAVEL, HISTORY, NATURE, AND CULTURE: A TREASURE TROVE OF REFLECTIONABLE KNOWLEDGE

As you travel and video your experiences and your responses to the things that you are seeing, it's interesting to collect them and to share them with your friends in social media such as Instagram, FaceBook, or WhatApp.

In addition, you're creating a treasure trove of memories, images, thoughts, and impressions that are ideal for developing reflectionable knowledge.

"Reflectionable knowledge" is one of the benefits of maintaining a journal, whether a written one or a video journal. You gain introspective self-awareness as you compare what you responded initially to the place, experience, or aesthetics with how you think about it after a bit of time has passed.

Many times, the reflectionable knowledge is deeply connected to the specific contexts of the time, and to the story behind the event. What was going on behind the scenes? What converged to make the situation what it was? Were you traveling with a loved one who subsequently passed away? Were these the glory days of a friendship? Were they the "brave face" to a total nightmare of a journey?

The way we contextualize an event is often how we create meaning, and how we frame the argument and the emotions that it evokes.

For literary antecedents, all we have to do is to look at Wordsworth's "Lines Composed a Few Miles above Tintern Abbey, On Revisiting the Banks of the Wye during a Tour. July 13, 1798" and the famous lines, "Five years have past; five summers, with the length / Of

five long winters!” as Wordsworth recalls his beautiful visit, and then goes on to explain how the memories have fortified him and provided inner strength and peace:

'mid the din  
Of towns and cities, I have owed to them,  
In hours of weariness, sensations sweet,  
Felt in the blood, and felt along the heart;  
And passing even into my purer mind  
With tranquil restoration:

—Wordsworth






[www.poetryfoundation.org/poem/174796](http://www.poetryfoundation.org/poem/174796)






I like to refer often to Wordsworth as I create videos, and then contemplate what they mean/meant to me, and how they might sustain me in the future. We like to think that our lives have meaning, and that we can contribute in a positive way to the lives of others. Videos that trigger emotions, especially those of connection can be very powerful, and they can encourage you to make intellectual bridges to cross freely to many new territories of the heart and mind.

Not everything has to be extremely serious – explore the humorous, the whimsical, the unexpected, and the truly troubling. Travel involves discovery, and that process of discovery does not have to stop once you're home. If you review your videos, and continue sharing, your journey of self-discovery will continue, particularly if you continue to write and reflect.



# VIDEOS ON TRAVEL, HISTORY, NATURE, & CULTURE

Videos on Travel	Watch on YouTube	Description
<p><b>Juxtapositions in Guanajuato, Mexico</b>  <a href="https://youtu.be/Th1PtLgAitI">https://youtu.be/Th1PtLgAitI</a></p>		<p>Gardens above, torture chambers below</p>
<p><b>Writing about Nature in Lo de Marcos, Mexico</b>  <a href="https://youtu.be/GKiIKLWjfvY">https://youtu.be/GKiIKLWjfvY</a></p>		<p>Pristine beach, releases of endangered turtles</p>
<p><b>Guanajuato, Glorious Historical Gem</b>  <a href="https://youtu.be/CcWtum8POKg">https://youtu.be/CcWtum8POKg</a></p>		<p>From mining to magic</p>
<p><b>Giant Pterodactyl Egg? Dinosaur Hatchlings?</b>  <a href="https://youtu.be/XvnpVmCR8R0">https://youtu.be/XvnpVmCR8R0</a></p>		<p>Mysterious concretion in Morrison, Colorado</p>
<p><b>Rubén Darío and New Perspectives</b>  <a href="https://youtu.be/AtVUMebpy2I">https://youtu.be/AtVUMebpy2I</a></p>		<p>Rubén Darío's (1867-1916) work spanned many years, and it contains very distinct themes.</p>

Videos on Travel	Watch on YouTube	Description
<p><b>Simon Bolivar and Jose Marti</b>  <a href="https://youtu.be/aDA28FPwA28">https://youtu.be/aDA28FPwA28</a></p>		<p>What Simón Bolívar started, José Martí took to heart.</p>
<p><b>Banana Plantation in Sayulita, Nayarit, Mexico</b>  <a href="https://youtu.be/AZGSmKSalYQ">https://youtu.be/AZGSmKSalYQ</a></p>		<p>Writing about nature, travel, and experience</p>
<p><b>San Pancho, Nayarit, Mexico</b>  <a href="https://youtu.be/gBHA8OWxfJI">https://youtu.be/gBHA8OWxfJI</a></p>		<p>Culture and creative self-expression in a beach community and surfer haven</p>
<p><b>Narratives: Guadalajara, Mexico</b>  <a href="https://youtu.be/MZmQpaJOx_A">https://youtu.be/MZmQpaJOx_A</a></p>		<p>Expository and creative writing</p>
<p><b>Fountains: Guadalajara, Mexico</b>  <a href="https://youtu.be/BIyscZ0e8SQ">https://youtu.be/BIyscZ0e8SQ</a></p>		<p>Creativity and writing from experience</p>

## JUXTAPOSITIONS IN GUANAJUATO, MEXICO



**Watch on YouTube:**

<https://youtu.be/Th1PtLgAitI>

A path through a tunnel featuring instruments of torture from the Inquisition leads to a beautiful, tranquil garden. There's an amazing contrast between the torture chamber below and the garden paradise above it.

## WRITING ABOUT NATURE IN LO DE MARCOS, MEXICO



**Watch on YouTube:**

<https://youtu.be/GKiIKLWjfvY>

The pristine beach in Lo de Marcos, a town in Riviera Nayarit, near Puerto Vallarta, is a great place for swimming and surfing. One of the unique things about Lo de Marcos is the amount of untouched nature in the area. A tropical forest grows along the coast where endangered turtles go out nightly to the ocean.

[BACK TO CONTENTS](#) 🖱️

# GUANAJUATO, GLORIOUS HISTORICAL GEM



**Watch on YouTube:**

<https://youtu.be/CcWtum8POKg>

From mining to magic ... one of the richest gold mines in the world to a vibrant, energizing, peaceful cultural center.

Welcome to Guanajuato, Mexico, a truly remarkable city, where every street leads to another magical encounter with architecture, history, enchanted gardens, musicians, paintings, sculpture, and more.

[BACK TO CONTENTS](#) 🖱️

# GIANT PTERODACTYL EGG? DINOSAUR HATCHLINGS? WHAT IS IT? MORRISON, COLORADO



**Watch on YouTube:**

<https://youtu.be/XvnpVmCR8R0>

There's a big mystery at Dinosaur Ridge, Morrison, Colorado. After looking at dinosaur bones, brontosaurus bulges, etc, you would immediately think it's a dinosaur egg. If so, why haven't they already gone up there to x-ray it? However, chances are, it could simply be concretion, or a boulder transported by a flash flood. It could also be a massive geode with crystals inside. There could be all kinds of explanations. What's surprising is, no one has really tried to figure it out.

[BACK TO CONTENTS](#) 🖱️

# RUBÉN DARÍO AND NEW PERSPECTIVES (SAM NOBLE MUSEUM OF NATURAL HISTORY, UNIVERSITY OF OKLAHOMA, NORMAN, OK)



**Watch on YouTube:**

<https://youtu.be/AtVUMEbpy2I>

Rubén Darío's (1867-1916) work spanned many years, and it contains very distinct themes. One of the most popular deals with the sense of the ineffable, the impossibility of explaining the human condition. In many ways, his work predates the sense of "thrownness" described by German philosopher Martin Heidegger.

In fact, Darío's intensity has Romantic roots, although his prosody is firmly modernist and spare. His willingness to explore the dual nature of the human spirit finds echoes in the work of the German Romanticists, specifically E.T.A. Hoffmann and Goethe, as well as the Russian, Feodor Doestoevsky. From a philosophical standpoint, his work aligns quite well with the work of Schopenhauer and his work, "On Pessimism."

To reduce Darío to a set of connections or potential affinities does not really do him justice. His verses are beautifully formed, and they contain a direct address to the reader which insists upon introspection and a willingness to feel deep emotions, particularly those of nostalgia and longing.

Four Melancholic Songs by Ruben Dario  
<http://cordite.org.au/translations/cooke-dario>

Works of Ruben Dario

<http://www.classicspanishbooks.com/20th-cent-ruben-dario-work.html>

Biography of Ruben Dario

<http://www.poemhunter.com/ruben-dario/biography>

Poems by Ruben Dario

<http://www.poemhunter.com/ruben-dario>

### **Guiding Questions:**

Please read the poems by Ruben Dario and describe the way he envisions himself and his existential condition as it relates to perception, feelings, and the meaning of life?

What are some of the motifs/images that are repeated in Ruben Dario's poetry?

What are some of the elements that you like in his poetry? How and why might his poetry "speak" to readers?

[BACK TO CONTENTS](#) 



# SIMON BOLIVAR AND JOSE MARTI (SAM NOBLE MUSEUM OF NATURAL HISTORY, UNIVERSITY OF OKLAHOMA, NORMAN, OK)



**Watch on YouTube:**

<https://youtu.be/aDA28FPwA28>

The ideas of the French “philosophes” of the eighteenth century had long-reaching repercussions, first in America and then in France itself. Their impact in Latin America is often underappreciated, particularly since the liberation/independence from Spain took place at different times in different countries, and since many of the Spanish ways of governing and holding land stayed intact.

However, the independence from Spain had different implications than in the United States and in France itself. First, the population demographics were quite different, and the social rank and hierarchy were directly related to one’s proximity to the ruling parties in Spain, or the “criollos” who were granted power and access via latifundios (which allowed them to control the land) and also exclusive trading and commercial licenses. Although there were many immigrants to Latin America, specifically Germans, Russians, and Central Europeans to Chile, Argentina, and Brazil, and a significant English population in Argentina and in Mexico, one could not really say that the lands were a melting pot. Further, the Spanish control extended not only to commerce and control of the land. Literature and the production of journalistic works were tightly controlled as well, which meant that literary production was sparse during much of the time when the countries were controlled by Spain. Much was channeled into the service of the Catholic Church or in the construction of government buildings.

So, the importance of Simón Bolívar is not simply about political or commercial liberation. It also has to do with the ability of a continent to feel intellectual and artistic freedom as well.

What Simón Bolívar started, José Martí took to heart. He applied the concepts of freedom and also access to commercial and intellectual growth to all people. In the highly hierarchical and race-focused society, Martí insisted that there were no races, just people. He sought to elevate the “natural man” and to place all people on a level playing field. His work emphasized the dignity of the individual, and the essential goodness and beauty of people of the earth.

Martí’s spirited writing, his passionate poems (which were put to music) transformed a generation. He lived at a time when idealism and spirituality were taking root (José Ingenieros, Rubén Darío, Amado Nervo). He was passionate, and his life was an embodiment of his philosophy of life. He died fighting for what he believed in, and his most important writing was published the day before he fell on the battlefield.

Today, Martí’s inclusive philosophy and his metaphor-rich writing still resonate with people throughout Latin America as well as in countries where social inequality has led to a lack of respect for those born without the advantages of position or rank.

## BANANA PLANTATION IN SAYULITA, NAYARIT, MEXICO



**Watch on YouTube:**

<https://youtu.be/AZGSmKSa1YQ>

Talking about writing about nature, travel, and experience from the shadows of a banana plantation, thinking about how being in the tranquil setting changes one's views and perspectives.

## SAN PANCHO, NAYARIT, MEXICO



**Watch on YouTube:**

<https://youtu.be/gBHA8OWxfJI>

Encountering culture and creative self-expression in a beach community and surfer haven: one of the great things about San Pancho is the lively, imaginative artwork. For example, the mosaic in the photo is made from bottle caps and beer cans.

## EXPOSITORY AND CREATIVE WRITING: NARRATIVES – GUADALAJARA, MEXICO



**Watch on YouTube:**

<https://youtu.be/MZmQpaJOxA>

What's so interesting about being an adventurer is trying to see things that you will see in different places. Susan discusses techniques for making your expository and creative writing more vivid and emotionally compelling by building strong narratives.

[BACK TO CONTENTS](#) 🖱️

# CREATIVITY AND WRITING FROM EXPERIENCE: FOUNTAINS – GUADALAJARA, MEXICO



**Watch on YouTube:**

<https://youtu.be/BIyscZ0e8SQ>

In Guadalajara, Mexico, discussing philosophies of fountains, and contrasting the fountain in the park / nature preserve with the fountains and sculptures of Jean Tinguely, Swiss artist known for his “self-destructing” sculptures and his randomly splashing fountains.

[BACK TO CONTENTS](#) 🖱️






PART 5:  
THOUGHTS ON GREAT WRITERS -  
THEMES, WORKS, CHANGING  
PERSPECTIVES






<http://beyondutopia.net/author-videos/>






# THOUGHTS ON GREAT WRITERS

Videos on Great Writers	Watch on YouTube	Description
<p><b>Sylvia Plath (1932–1963) at Yaddo</b>  <a href="https://youtu.be/j2zlsYu-ulc">https://youtu.be/j2zlsYu-ulc</a></p>		<p>Energies of Ariel are born/join.</p>
<p><b>Sylvia Plath: Four Years Before Her Suicide</b>  <a href="https://youtu.be/vDc6R7PJdUc">https://youtu.be/vDc6R7PJdUc</a></p>		<p>Commentary on “15 July 1957-21 August 1957,” <i>The Unabridged Journals of Sylvia Plath</i>.</p>
<p><b>On Sylvia Plath’s <i>The Bell Jar</i></b>  <a href="https://youtu.be/Hjj2n8anuIU">https://youtu.be/Hjj2n8anuIU</a></p>		<p>Sylvia Plath explores depression and rage, paralleling the conditions of women’s lives in the 1950s.</p>
<p><b>Edgar Allan Poe (1809 - 1849)</b>  <a href="https://youtu.be/PpqqvDxOKUg">https://youtu.be/PpqqvDxOKUg</a></p>		<p>On his poem, “The Raven”</p>
<p><b>Walt Whitman</b>  <a href="https://youtu.be/kdugdSGsK5s">https://youtu.be/kdugdSGsK5s</a></p>		<p>Walt Whitman in New York</p>

Videos on Great Writers	Watch on YouTube	Description
<p><b>Gabriel Garcia Marquez (1928- )</b>  <a href="https://youtu.be/hYc-7yrQ6og">https://youtu.be/hYc-7yrQ6og</a></p>		<p>On his short novel, <i>Chronicle of a Death Foretold</i></p>
<p><b>Ralph Waldo Emerson</b>  <a href="https://youtu.be/55QQbBPohnc">https://youtu.be/55QQbBPohnc</a></p>		<p>Emerson constitutes what we call American optimism.</p>
<p><b>Ralph Waldo Emerson &amp; the Transcendentalists</b>  <a href="https://youtu.be/5tZhb_KE8W8">https://youtu.be/5tZhb_KE8W8</a></p>		<p>Achieving unity with other people and concepts is possible through mind expansion.</p>
<p><b>Emily Dickinson</b>  <a href="https://youtu.be/aAmZwWZogTI">https://youtu.be/aAmZwWZogTI</a></p>		<p>The best way to read Emily Dickinson.</p>
<p><b>Wilkie Collins: <i>The Woman in White</i></b>  <a href="https://youtu.be/9r-ggxh2hP5g">https://youtu.be/9r-ggxh2hP5g</a></p>		<p>The fascination of Gothic horror.</p>

<b>Videos on Great Writers</b>	<b>Watch on YouTube</b>	<b>Description</b>
<p><b>Shakespeare:</b> <b><i>Othello</i></b> <a href="https://youtu.be/gmDcHX814IY">https://youtu.be/gmDcHX814IY</a></p>	 A woman with short blonde hair and glasses, wearing a light blue button-down shirt, is standing outdoors. She is pointing her right hand towards a large, leafy tree. The background shows more trees and a clear sky.	<p><i>Othello</i> is all about the distortion of reality.</p>

## SYLVIA PLATH AT YADDO



**Watch on YouTube:**

<https://youtu.be/j2zlsYu-uIc>

Sylvia Plath spent time at Yaddo in 1959 where she began to write poetry of the intensity that would later characterize her work in *Ariel*. “Dark Wood, Dark Water” is an example.

The imminence of her marriage to Ted Hughes was a factor. He was with her at Yaddo. Hughes was to later leave her after they moved to England. Plath committed suicide in 1963.

[BACK TO CONTENTS](#) 🖱️

## SYLVIA PLATH: FOUR YEARS BEFORE HER SUICIDE



**Watch on YouTube:**

<https://youtu.be/vDc6R7PJdUc>

Commentary on Plath, Sylvia. "15 July 1957-21 August 1957," *The Unabridged Journals of Sylvia Plath*, pages 284-290.

Perhaps the most telling passages in this set of journals revolve around Sylvia Plath's deep need to write. She writes:

"the central need of my nature [is] to be articulate" ... "if I am not writing ... my imagination stops, blocks up, chokes me" "I will write until I begin to speak my deep self" (p. 286)

Plath, who is best-known for her poetry and short novel, *The Bell Jar*, and for her suicide, which was followed by attempts by her husband, Ted Hughes, to suppress the publication of some work, rearrange others.

Long vilified by her admirers as the true cause of Plath's suicide, one finds a different story in her journals. In the voluminous writings, one gains insight into a maddeningly perfectionistic soul, whose conflicts with her mother and ideas about the father who died when she was young, are dealt with in agonizing detail.

One sees first that Plath is brilliant and her ways of thinking are unconventional. Her life and times make her very existence problematic –

what is she to do as a young woman, locked by societal constraints into profound conflicts of interest? She writes herself alive.

Perhaps that is what is most valuable in the journals – the absolute affirmation that it is, in fact, possible to “write oneself alive.”

## ON SYLVIA PLATH'S *THE BELL JAR*



**Watch on YouTube:**

<https://youtu.be/Hjj2n8anuIU>

Sylvia Plath's *The Bell Jar* – like her collection of poems, which includes “Lady Lazarus” and the Bee poems – deals with a person with mental illness who attempts suicide unsuccessfully. Her writing explores depression and rage, paralleling what people say were the conditions of women's lives in the 1950s.

## EDGAR ALLAN POE (1809–1849)



**Watch on YouTube:**

<https://youtu.be/PpqqvDxOKUg>

Edgar Allan Poe was reputed to have penned “The Raven” at a pub near where Yaddo, the artists’ colony, now stands. Yaddo, located in Saratoga Springs, New York, is a mysterious place which resonates well with the themes of entombment, being buried alive, and exploring states of being. Poe, master of the macabre, was also the father of the modern detective novel.

[BACK TO CONTENTS](#) 🖱️



## WALT WHITMAN IN NEW YORK



**Watch on YouTube:**

<https://youtu.be/kdujdSGsK5s>

The American poet Walt Whitman wrote and developed his aesthetic while living in New York, working with people and also as a reporter. He was also great at self-promotion and tend to talk about his work and how he was inspired by a greater force. His kind of writing – an emotional collision of words, images, scenes, and people – may be seen as emblematic of the notion of democracy.

[BACK TO CONTENTS](#) 🖱️

## GABRIEL GARCIA MARQUEZ (1928– )



**Watch on YouTube:**

<https://youtu.be/hYc-7yrQ6og>

While many readers focus primarily on magical realism in all of Gabriel Garcia Marquez's work, the short novel, *Chronicle of a Death Foretold*, provides an opportunity to examine the text through multiple critical vantage points and perspectives. Each yields a particular insight, and reveals much about the nature of the narrative, ideas about what it means to be human, the nature of reality, and community/individual identities. This is brief guide for readers who would like to employ the techniques to enrich their understanding of the work, as well as of literature in general.

[BACK TO CONTENTS](#) 🖱️

# RALPH WALDO EMERSON



**Watch on YouTube:**

<https://youtu.be/55QQbBPohnc>

Ralph Waldo Emerson had the ability to anchor himself with his philosophy. He constitutes a lot of what we call American optimism because he really believed that there is a way to get to a higher truth by contemplating things like national parks and forms and beauty and nature.

[BACK TO CONTENTS](#) 🖱️

# RALPH WALDO EMERSON & THE TRANSCENDENTALISTS



**Watch on YouTube:**

[https://youtu.be/5tZhb\\_KE8W8](https://youtu.be/5tZhb_KE8W8)

Ralph Waldo Emerson's essay, "Circles" is a great example of Transcendentalism. He describes how you can achieve unity with other people and concepts by essentially expanding your mind and making it go outward into an ever increasing radius of ability to connect, like a rock dropping into a lake and sending out concentric ripples.

[BACK TO CONTENTS](#) 🖱️

# EMILY DICKINSON



**Watch on YouTube:**

<https://youtu.be/aAmZwWZogTI>

Emily Dickinson (1830–1886) was an American lyrical poet, and an obsessively private writer – only seven of her some 1800 poems were published during her lifetime. Dickinson withdrew from social contact at the age of 23 and devoted herself in secret into writing.

<http://www.online-literature.com/dickinson/>

[BACK TO CONTENTS](#) 🖱️

## WILKIE COLLINS: *THE WOMAN IN WHITE*



**Watch on YouTube:**

<https://youtu.be/9rggxh2hP5g>

Wilkie Collins incorporated nature and the Victorian horror of the Gothic into his writing. The idea of Gothic mysticism, transcendentalism, ghosts, apparitions, and the supernatural fascinated the Victorian mind.

## SHAKESPEARE: *OTHELLO*



**Watch on YouTube:**

<https://youtu.be/gmDcHX814IY>

Shakespeare's *Othello* is all about distortion: paranoia, distorted jealousies, and perceptions of behavior that turn out to be completely wrong and the behavior triggered by those perceptions. *Othello* is a classic because these distortions of reality are timeless.

[BACK TO CONTENTS](#) 🖱️





## ABOUT THE AUTHOR

**Susan Smith Nash** has designed and developed instructional programs and materials for online and mobile delivery since the late 1990s.

Her latest books on designing and developing learning programs using the software program, Moodle, are available from [Packt Publications](#).